

A close-up, high-contrast photograph of a gorilla's face. The gorilla's eyes are a striking, glowing red color, set against its dark, textured skin. The lighting is dramatic, highlighting the wrinkles on its forehead and the bridge of its nose. The background is dark and indistinct.

UGANDA

4-DAY GORILLA HABITUATION AND TRACKING EXPERIENCE

11-14 JULY 2024

Ignacio Palacios

UGANDA

Welcome to Uganda, the pearl of Africa!

Join us to one of the top wildlife experiences that mother earth has to offer, trekking through the bamboo forests of the Bwindi Impenetrable National Park and Mgahinga Gorilla National Park in Uganda in search of the majestic Mountain Gorillas.

UGANDA HIGHLIGHTS

- Experience one of the top wildlife experiences, photographing endangered wild mountain gorillas in the jungles of Uganda (Bwindi Impenetrable NP and Mgahinga NP)
- A small private group of only 8 participants on treks
- Allow Ignacio's experience as a Master Photographer instructor to guide you to take and create the photos you dream of and on the adventure of a lifetime



Bwindi Impenetrable National Park is located in the south-western part of Uganda on the rim of the Rift Valley. The hillsides which are mist-covered are sheltered by one of the ancient and very biologically varied rainforests in Uganda that dates back to more than 25,000 years, comprising of about 400 varied plant species.

More notably, this “impenetrable forest” protects a population of about 320 mountain gorillas – approximately half of the population in the world, among which are a number of habituated groups, that can be tracked by visitors. Bwindi is habitat to more than half the world’s population of Mountain Gorillas.

In terms of vegetation and trekking experience, Mgahinga National Park Mountain gorillas are in the Virungas with mainly bamboo as the main vegetation, while in Bwindi, these gorillas are in a thick impenetrable tropical rain forest with varieties of trees and plants. In Mgahinga, gorillas are easier to access and see because of the kind of vegetation, making it easier to take clear photographs compared to other Parks. However, this park only has one family and only 8 permits are available each day compared to the 152 gorilla permits that are available for gorilla trekking in Bwindi.

Conservation efforts

Successful conservation efforts have saved these animals from the brink of extinction. Not only will we get to experience these efforts first-hand, but we too will become a part of it through photographing these animals. Our presence here will truly help the preservation of these Gorillas.

Trekking

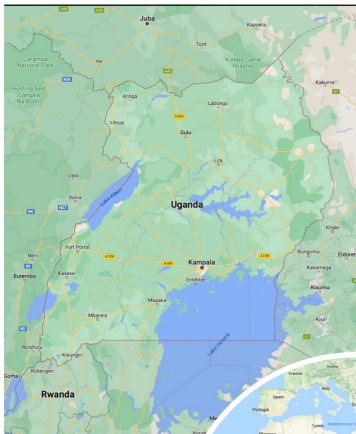
We will reach the Gorillas on-foot by trekking to their mid-morning resting and feeding locations while being led by experienced guides and accompanied by park staff/guards employed to protect the gorillas.

When we find the Gorillas, all the hiking is worth it. You never know what unique behavior you will get to photograph until you reach them.

They may be feeding on bamboo shoots, lounging on thick beds made of vegetation, or playing with one another in an open clearing, forest, or in a dense bamboo thicket. There is no way to describe sitting and photographing a family of mountain gorillas. Time truly stops.

Join Ignacio for this once-in-a-lifetime opportunity.

“I feel more comfortable with gorillas than people. I can anticipate what a gorilla is going to do, and they’re purely motivated.”
Dian Fossey



ITINERARY

DAY 1 | Thursday 11 July: Arrival and transfer to Bwindi Impenetrable National Park southern sector (Rushaga gate)

On your arrival at Entebbe Airport, you will meet your driver/guide who will take you through the program for the Safari and you will proceed to Bwindi Impenetrable National Park. Stopover for lunch and after lunch you will proceed to Rushaga. Welcome presentation and dinner.

Overnight at Nkuringo Bwindi Gorilla Lodge.

DAY 2 | Friday 12 July: Gorilla habituation experience at Bwindi Impenetrable National Park – 4 hrs. experience

6am breakfast, 7am brief where we will be assigned to visit a specific gorilla family. 8:30am–1pm gorilla trekking. We will spend exactly one hour with the gorillas upon arrival. Lunch followed by rest, freshen up, download, and image processing and review with Ignacio. 6:30pm dinner.

There is no known actual definition of the Gorilla Habituation Experience. However, it can simply be known as the act of training wild gorillas to become used to the sight of people. It involves different groups of people like the trackers, conservationists, trackers, researchers and rangers among others who take a period of about 2 to 3 years completing this habituation experience. It is a learning experience that has just recently become a stable activity presented by the Uganda Wildlife Authority on a small scale. This experience only restricts the persons to a maximum of 4 each day, thus bookings for this kind of activity are to be done 6 months prior to the actual habituation day specifically during the months of December all through to March and July to October.

Unlike Gorilla trekking that limits ones interaction with the gorillas to only an hour, Gorilla Habituation allows a person 4 hours in the company of the gorillas.

Overnight at Mount Gahinga Lodge.

DAY 3 | Saturday 13 July: Gorilla tracking experience at Mgahinga Gorilla National Park – 1 hr. experience

6am breakfast, 7am brief by the ranger. 8:30am–4pm gorilla trekking (approximately). We will spend exactly four hours with the gorillas upon arrival. Lunch followed by rest, freshen up, download, and image review with Ignacio. 7 pm dinner.

Today, you will have an early breakfast, packed lunch and we will drive shortly to the park gate where you will meet a team of rangers/guides for briefing and later take you for Gorilla tracking.


Overnight at Birdnest Resort.

DAY 4 | Sunday 14 July: Transfer to entebbe international airport

Early breakfast and drive to Entebbe Airport, you will have a stopover at the Equator along the way for lunch and then continue for your flight back home.



“The more you learn about the dignity of the gorilla, the more you want to avoid people.”
Dian Fossey



PHOTOGRAPHY EXPERIENCE

Central to this unforgettable tour is YOU. Through Ignacio's guidance, you'll not only learn the secrets of the masters, but you'll take your photography skills to the next level and leave your African adventure with a collection of powerful, moving photographs that you'll share with pride.

Some of the photography skills you'll learn throughout the tour include:

- Photographing wildlife
- The art of composition
- Post-processing techniques tips and tricks
- How to work with light
- Optimising your equipment
- Pre-visualisation and the creative process
- Ignacio will also be there to offer one-on-one guidance on other specific skills you'd personally like to master.

Camera Skills

The best way to learn the art of photography is by taking photos. So Ignacio will be by your side in the field sharing insight and guidance as you shoot. Helping you create great photos as you shoot. No matter your skill level or equipment, you'll learn the craft with an award-winning master.

The Creative Process

Throughout the tour, you'll also have the opportunity to process and enhance your images using Lightroom, Photoshop, Capture One and other editing software. Learning first-hand how to create photographs that tell a story, evoke emotion and ultimately help you find your unique style and personality as an artist.

Critique Session


Should you dream of entering competitions, or simply wish to push yourself as a photographer, critique sessions are an invaluable part of the learning process. Ignacio will offer one-on-one critique sessions during the tour. Providing constructive evaluation and feedback supported by recommendations and tips through the eyes of a professional. While having your work critiqued can feel overwhelming at first, this is one of the most powerful ways to improve your skills as a photographer.

Level of photography

All skills levels are welcome. Whether you're a beginner or expert, the tour is designed to cover all aspects of image capture and post processing as it applies to where you are on your photography journey. As for equipment, we can help you optimise the equipment you chose to use from mobile phone to tablets, compact camera to digital SLR cameras.


Physical considerations

The hike to the gorillas can sometimes be as short as thirty minutes to 1hr, but often requires a 'trek' of one or two hours one-way on uneven terrain through the jungle. Covering these distances can be difficult, the terrain is intermittently steep, and often slippery. When you combine that with the uphill elevation gain required to meet these animals, it can be quite tasking. We do not recommend this trip to anyone who isn't both fit and prepared to train beforehand. You should show up in their best shape. Most treks involve a vertical gain of 800 to 1,000 feet over a one or two-hour period. Expect to be at 8,500 feet, or higher, while photographing the Gorillas.



“The mountain gorilla faces grave danger of extinction – primarily because of the encroachments of native man upon its habitat – and neglect by civilized man, who does not conscientiously protect even the limited areas now allotted for the gorilla’s survival.”

Dian Fossey





IGNACIO PALACIOS

When it comes to photography and travel, few can rival Ignacio Palacios' experience, skill, and passion. A third-generation photographer, Ignacio has been honoured with over 100 prestigious photography prizes and awards from around the world and has travelled to over 90 countries in his 20 years career. It's little wonder he's developed a reputation as a leading photographer in the fields of travel, landscape, and nature photography.

Born in Spain, Ignacio now calls Sydney, Australia home – though his unmistakable Spanish spirit continues to influence his work and define his signature style.

Combining his love of travel and photography has proved a powerful combination, and today Ignacio leads some of the world's best photography tours to incredible destinations around the world. As an AIPP double Master of Photography, Ignacio shares his insight, experience, and technique with his clients to help them find their own success and joy on their photographic journey.

"I hope that through my images and my tours, I can open people's eyes to the incredible world we live in. I want to give my guests both travel and photographic experience. We are privileged to have such a beautiful planet and it's our responsibility to respect, cherish and protect it."

Ignacio's distinct, award-winning style can be defined by his mastery of composition, colour, and light. With his minimalistic style and unique ability to connect with his audience through storytelling through his images, Ignacio invites his audience to experience the subject not as how he captured it, but how he experienced it, evoking an emotional connection between the viewer, subject and artist.

Photography and travel will always be Ignacio's passion, and he is dedicated to helping others ignite their passion too.

Awards


- Spanish Professional Photography Awards (AFP) – Landscape Winner (LUX Gold) 2014
- APPA AIPP Landscape Photographer of the Year – Runner-Up 2016
- APPA AIPP Creative Photographer of the Year – Runner-Up 2019
- Head On Landscape Prize – Exhibited Finalist 2013, 2016, 2018
- NSW AIPP Professional Photographer of the Year – Overall Winner 2018
- NSW AIPP Professional Travel Photographer of the Year – Winner 2017, 2018, 2019
- NSW AIPP Professional Nature Photographer of the Year – Winner 2016, 2017/Finalist 2018, 2019
- NSW AIPP Professional Landscape Photographer of the Year – Finalist 2014, 2016 2017/Winner 2018
- NSW Epson Signature Worthy Award – Winner 2017
- APPA AIPP Photographic Book of the Year – Finalist 2018, 2019
- ANZANG Australian Geographic Nature Photographer of the year – Finalist 2013
- National Geographic Travel Contest – Finalist and Editors choice 2013
- Travel Photographer of the Year – Finalist (TPOTY) 2013, 2014, 2015, 2016, 2017, 2018, 2019, 2021
- Travel Photographer of the Year – Category Winner and Portfolio Runner-Up 2019, Category Runner-Up 2021
- TPOTY – Highly Commended 2014, 2015, Commended 2018, 2 x Special Mentions 2019
- International Landscape Photographer of the Year – Category Winner 2016, 2018, 2019
- EPSON Pano Awards Open Competition – Top 50: 2016, 2017, 2018
- IPA (International Photography Awards) – Finalist 2009, Honorable Mention 2009, 2013, 2015, 2019
- International Loupe Awards – Runner up 2010, Finalist 2009, 2011, 2012, 2013
- Wildlife Photographer of the Year – Final Round 2013, 2015, 2016, 2018, 2019
- GDT European Nature Photographer of the Year – Finalist 2017
- MontPhoto Landscape – Finalist 2020
- Eyes on Asia Awards – Runner Up 2013
- FOCUS Awards – Image of the Year 2016, 2018

"I believe that photography can be way of change and I feel an obligation and responsibility to share what I have captured and created with my camera in the hope that I can not only inspire people to take better images but to care for the environment."

Ignacio Palacios



CHECKLIST



“My strongest motivation is to create. I want to create beautiful images of natural subjects that can inspire others and the joy comes from sharing those incredible moments.”

Ignacio Palacios

Camera equipment

- DSLR. To bring a couple of bodies is always recommended (check your baggage allowance with your airline/travel agent)
- Tripod with quick release plate
- Standard zoom, wide angle and telephoto lens
- Plenty of batteries and a couple of chargers
- Shutter cable release
- Polarising filter and ND filters
- Laptop computer with Photoshop and Lightroom and/or Capture One. Please make sure that these programs are working properly on your laptop before you arrive.
- External backup drives (SSD recommended) and memory cards for storage
- Lenses that cover the range of 24mm to 400mm plus, perhaps, a x1.4 teleconverter. I am planning to bring the following lenses: 24-70mm f2.8, 70-200mm f2.8 and possibly a 180-400 f4 or a 400mm f2.8 prime.

What to bring, clothing and other

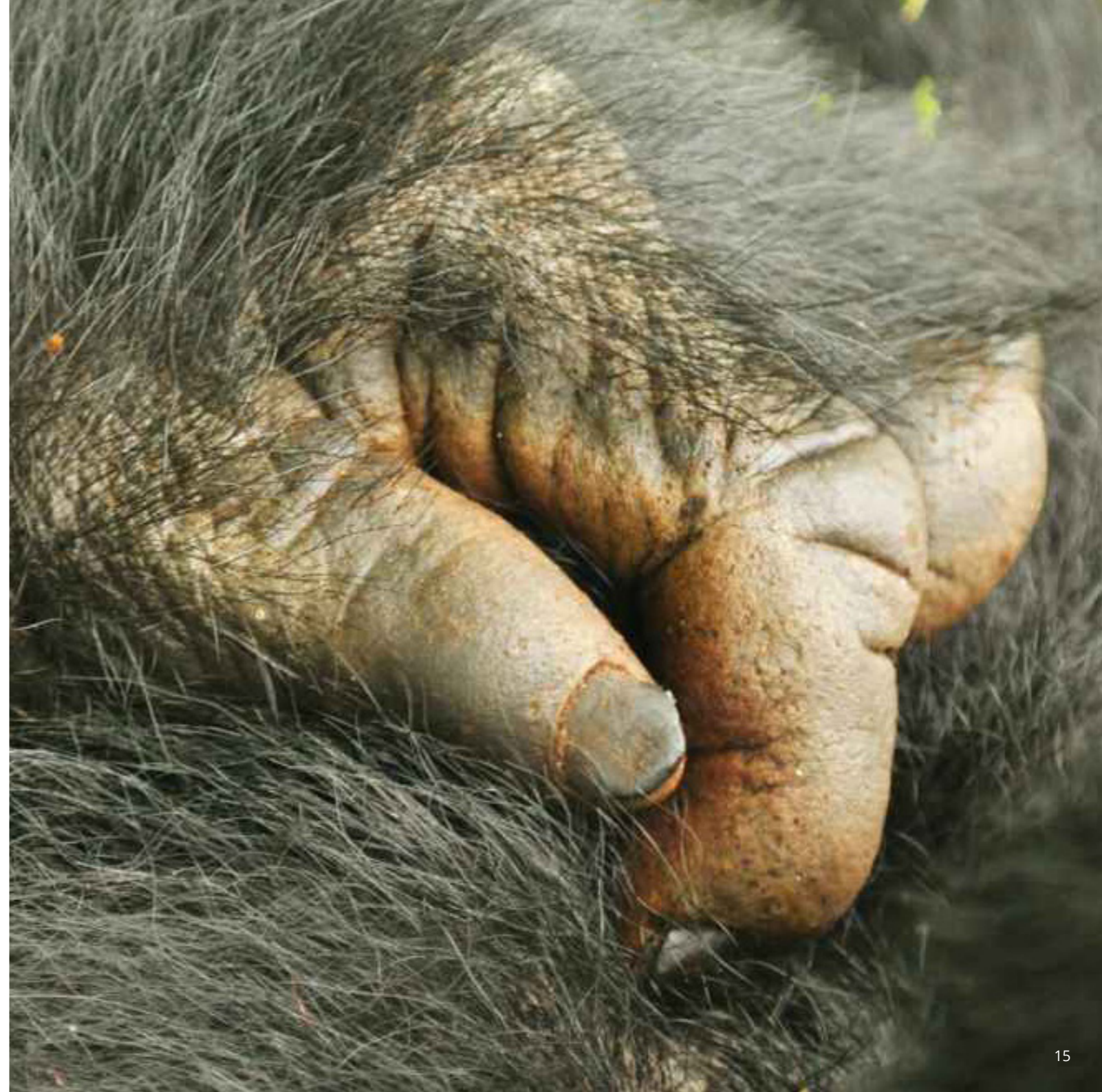
- Water bottle (1lt) to avoid the use of plastic bottles for mineral water. Our guide will make sure to refill your bottle whenever necessary.
- Sun block and sun glasses (protection against UV)
- Hat
- We recommend comfortable clothing made of fabric that breaths (such as cotton) and pack a combination of short sleeve and long sleeve top and pant options
- Comfortable hiking boots.
- Travel and medical insurance, passport, visa, medication that might include malaria pills

Luggage preparations


- Additional luggage allowances have been arranged across all of your internal flights for your convenience
- We recommend you shrinkwrap your baggage at your departure airport
- Ensure your telephoto lenses are packed in protective casings designed for this specific lens
- We also suggest you carry your camera equipment as carry-on luggage where possible. In the event your luggage is delayed or lost, you can still shoot the moment you arrive.

IP Travel Photography reserves the right to cancel this workshop. In the event of this happening, all payments received will be refunded but participants shall have no further claim against IP Travel Photography arising from such cancellation. Any such refund will not include payments for any bookings for other services made in addition to the itinerary outlined above. The responsibility for such bookings lies with the participant. As such, IP Travel Photography recommends participants to purchase a travel protection and cancellation insurance prior to paying the first deposit. It is recommended that the cancellation insurance covers for the whole cost of the trip.

To reserve your place for 2024 or to make an enquiry, please email ignacio@iptravelphotography.com.au



TERMS AND CONDITIONS



WORKSHOP DATES AND PRICES

Tour dates: **11 – 14 July 2024**

The tour commences at **Entebbe Airport** (near Kampala), Uganda

Standard cost: **US\$8,990** per person;
Optional single supplement: **US\$1,990**

Maximum **6** participants

A deposit of **US\$2,000** is required when you book the workshop

Terms of payment

- A deposit of US\$2,000 must be paid to secure your place. The deposit is non-refundable unless you can sell your place to someone else
- Note: the workshop is quoted in USD\$. To calculate the rate in AUD\$, the currency exchange rate will be obtained from the Westpac website at the time of transferring the deposit and balance
- The online Registration Form must be filled in and signed by each participant at the time of paying the first deposit. Participation will be declined otherwise
- The remaining balance must be paid on or before 1 March 2024
- Bookings will be accepted strictly in the order they are received
- Important: the workshop requires a minimum of 4 participants to run so please don't book your flights until the trip has been confirmed.

What's included

- Full 4 day/3-night tour, photography instruction by Ignacio Palacios
- All meals (B, L, D) and accommodation in mountain lodges
- Transfers from and to airports, vehicle and guide
- Habituation permit (USD\$1500 per person)
- Gorilla permit (USD\$700 per person)
- Drinking water
- Park/reserve fees
- Local taxes.

What's not included

- Flights to and from Nairobi to Entebbe
- Accommodation and meals prior to or following the trip
- Travel, cancellation, and equipment insurances
- Medical insurance
- Visas
- Alcohol consumption
- Beverages and snacks in between main meals
- Hotel Minibar, laundry services and late check-outs
- Souvenirs and other personal expenses
- Tips and gratuities for guides and drivers.

Note on tips: gratuities for local guides, hotel staff, butlers etc. are not included on this tour. However, if you feel that any staff has given you exceptional service, it is entirely appropriate to tip them. We emphasize that such tips should be at your own discretion and based solely on the level of your service satisfaction.

Cancellation Policy

- A written notice of any cancellation must be received by you at which time the following cancellation fees will apply:
- If cancelled between 1 January 2024 and 28 February 2024, 60% of the workshop cost will be payable
 - If cancelled after 1 March 2024, a fee equal to 100% of the workshop cost will be payable
 - Failure to pay by the due dates will be considered a cancellation of the booking and fees paid will be non-refundable

- Bookings made after 1 March 2024 must be paid in full
- No refunds will be made for unused portions of the workshop. The photography workshop is sold as a land package (no airfares included)
- Cancellation fees are not transferable.

Camera gear

There is really no limit to what camera gear you take. Check with your airline about weight restrictions. Whatever level of camera equipment you have, we will help to ensure you get the most out of it. Check the camera equipment checklist at the end of the brochure but if you want to discuss specific equipment for this trip, contact me.

Fitness and health considerations

The hike to the gorillas can sometimes be as short as thirty minutes to 1hr, but often requires a 'trek' of one or two hours one-way on uneven terrain through the jungle. Covering these distances can be difficult, the terrain is intermittently steep, and often slippery. When you combine that with the uphill elevation gain required to meet these animals, it can be quite taxing. We do not recommend this trip to anyone who isn't both fit and prepared to train beforehand. You should show up in their best shape. Most treks involve a vertical gain of 800 to 1,000 feet over a one or two-hour period. Expect to be at 8,500 feet, or higher, while photographing the Gorillas. If you have concerns

about your own capabilities or health, please check with your doctor before booking a place. By signing the Registration Form, you guarantee that to the best of your knowledge, you do not have any physical or other disability that could create a risk for you or other tour participants. Once a booking has been accepted by IP Travel Photography, medical circumstances will not be accepted as an exemption to the Cancellation Policy above.

Within the Registration Form, please indicate any health issues, allergies or dietary requirements. IP Travel Photography does not assume any responsibility or liability for medical care or special dietary requirements. If a participant becomes ill during the workshop, IP Travel Photography reserves the right to continue the tour for the benefit of the rest of the participants. IP Travel Photography will make every effort to assist you whilst trying to minimize disruption of the workshop for other participants.

Visas/Covid-19

I will provide guidance on this to obtain your visas (if required) and we will update you before the trip with regards to covid tests (if required) prior departure.

Rights

IP Travel Photography reserves the right to:

- Substitute hotels/ accommodation
- Make changes in the itinerary or transport if required due to changes in airline schedules, or when necessary. We may be forced to change or alter the

itinerary due to unforeseen circumstances; please be aware, however, that we will attempt to stick as close to the original program as possible

- Cancel the workshop prior to departure, in which case a full refund of all payments received will be given. If such an event occurred, IP Travel Photography will not be responsible for any other expenses such as non-refundable air fares, visa fees and other related expenses. The responsibility for such bookings lies with the participant. As such, IP Travel Photography recommends participants to purchase a travel protection and cancellation insurance prior to paying the first deposit
- Substitute the tour leader and guest photographer as originally specified, in which case this substitution will not entitle the participant to a refund
- Run the photography workshop without the guest photographer if the group size is less than 6 participants. This will not entitle the participant to a refund
- Accept or refuse any person as a participant in the workshop
- Change the price of the workshop at any time due to adverse currency exchange fluctuations, airline schedule changes, fuel and tax price charges
- Change the price of the workshop at any time due to major unforeseen increases in expedition related costs and may have to be adjusted as a result.

Liability

The operation of the workshop is at the sole discretion of Ignacio Palacios (IP Travel Photography Pty Ltd), having in mind the wellbeing and interests of all participants and the safe and sensible operation of the program as specified within this itinerary IP Travel Photography does not accept any liability for the acts, omissions or default, whether negligent or otherwise of third party providers IP Travel Photography disclaims liability for any injury, damage, loss, delay, additional expense or trouble caused by force majeure or any other event which is not preventable by reasonable diligence on IP Travel Photography's part.

IP Travel Photography

IP Travel Photography is an ASIC business name with Australian Business Number 16578586693 and registered in Australia under the Business Names Registration Act 2011. IP Travel Photography Pty Ltd (Ignacio Palacios) will guide and provide photography tuition to all participants during the tour. IP Travel Photography is not a travel agent or travel service provider.

**TO RESERVE YOUR PLACE FOR 2024
OR TO MAKE AN ENQUIRY, PLEASE EMAIL
IGNACIO@IPTRAVELPHOTOGRAPHY.COM.AU**



IGNACIO PALACIOS
TRAVEL PHOTOGRAPHY

©2023 IP Travel Photography
www.iptravelphotography.com.au