



WONDERS OF AUSTRALIA

EXPLORING THE EAST COAST AND RED CENTRE

4-20 MAY 2024

Ignacio Palacios

AUSTRALIAN LANDSCAPES

There is so much diversity and incredible sights to be seen in Australia. There is no shortage of wildlife and breathtaking lookouts to capture with a camera. This massive country is a photographer's paradise from the iconic red sands of the outback to the pristine beaches and jungles in Queensland to the beautiful coastline and islands of WA, and the Great Barrier Reef. Australia is also an aerial photography paradise with locations such as Shark Bay, Lake Eyre, the Kimberley and the Great Barrier Reef just to name a few.



Acknowledgement of Country

We recognise and acknowledge Aboriginal people as the traditional owners of the National Parks and Land we will be visiting and photographing during the tour.

ABOUT IP TRAVEL PHOTOGRAPHY

IP Travel Photography tours focus on taking you to places, which have a unique appeal for photography. We seek the beauty of landscape, wildlife and seascape and the heritage of cultural diversity.

This tour to Australia has been carefully designed to photograph the most amazing locations of Eastern Australia, Victoria, Queensland and the Northern Territory in the shortest time frame. To cover a lot of land and the most impressive locations for photography, we will use chartered flights and helicopters (doors off) sometimes.

Landscape photography in Australia can be challenging due to the country's harsh conditions, including extreme heat, humidity and intense sunlight. We will need to be prepared for these conditions and carefully plan our shoots to avoid overexposure and other technical issues.

Despite these challenges, the end result of capturing Australia's stunning landscapes can be incredibly rewarding. The country's breathtaking scenery provides ample opportunities for photographers to capture images that showcase the beauty and unique character of this fascinating country I have fell in love with since I came in 2008.



Great Barrier Reef aerial

TOUR HIGHLIGHTS

To further inspire you, here are just a few of the tour highlights:

- Photograph the iconic **Sydney Opera House** and the famous **Harbour Bridge** from a few different lookouts. Experience some of the most iconic beaches and rock pools in Sydney: Bondi Icebergs and Bronte.
- Photograph the spectacular waterfalls and landscapes of the UNESCO World Heritage-listed **Blue Mountains**, just one hour outside Sydney.
- Experience the **Whitsundays** and photograph the **Great Barrier Reef** and **Whitehaven Beach** from the air. Whitehaven Beach is nestled between rolling hills covered in tropical rainforest and the world-famous Great Barrier Reef. The 98% pure silica white sand contains traces of gold which is framed by stunning idyllic deep turquoise waters are thanks to the limestone shelf that runs from Whitehaven Beach out into the sea. It has been named as one of the most beautiful beaches in the world.
- Venture off-the-beaten-track and explore the UNESCO-listed wilderness of Australia's tropical north photographing the amazing the **Daintree Rainforest** and **Cape Tribulation**, where the rainforest meets the reef. Take a hike through the **Mossman Gorge** and cool off with a dip in the Mossman River.
- Photograph the beautiful **Milla Milla Falls**, one of Australia's most photographed waterfalls. Nestled in the rainforest of **Atherton Tablelands**, the tumbling falls meet a pristine rockpool where you can soak it all in. We will also visit, and photograph Ellinjaa Falls, and Zillie Falls (and others time permitting)
- The **Red Centre** of the Northern Territory is the heart of Australia, consisting of Alice Springs, World Heritage-listed Uluru-Kata Tjuta National Park and Kings Canyon region. A trip to the Red Centre is a once-in-a-lifetime experience, offering a unique insight into the vast Australian outback and its rich culture and history. Explore the ancient Aboriginal culture, witness the vibrant outback sunsets, and stargaze under the clearest skies in the world. From the iconic red rock formations of **Uluru (Ayers Rock)** and **Kata Tjuta (The Olgas)** to the breathtaking scenery of **Kings Canyon**, this region is home to some of the most stunning natural wonders in the world.

- Experience the rugged beauty along the south-west coast of Victoria by setting off along one of the world's most scenic coastal drives: The **Great Ocean Road**. Witness the magical **Twelve Apostles**, iconic surf breaks, waterfalls and more. Loch Ard Gorge is one of the most scenic places to see on the Great Ocean Road; a protected, sandy beach nestled amongst cliffs. Waves thread their way through the gorge and up onto the beach when the swell is up. And when it's calm, the inlet turns glassy and turquoise blue.
- Photograph the **Flinders Ranges** in South Australia. Experience the geological grandeur forged over more than 540 million years. Ancient gorges invite exploration, beauty reveals itself at every turn, and sunsets look like they have been painted on to the uninterrupted horizons. Experience the splendour and sheer vastness of the ancient Flinders Ranges from above on a scenic flight as you view South Australia's largest mountain range. Not to mention the natural amphitheatre that is **Wilpena Pound**, or Ikara, forming part of the park's stunning centrepiece.

- Lake Eyre is one of the most iconic landscapes in Australia, steeped in history and natural beauty. It is officially known as **Kati Thanda-Lake Eyre**, and it is the largest Salt Lake in Australia, filling only once every eight years on average. It was formed some 200 million years ago with the seemingly endless pink salt crystals glistening under the sun captivating travellers year upon year. Traditionally, the best time to visit Kati Thanda-Lake Eyre National Park is between April and October as there is more likely water during the cooler months.

TOUR LOCATIONS



AUSTRALIA

DAY 1 | Saturday 4 May: Arrival in Sydney

Gathering at hotel, presentations, and dinner.

Overnight at Shangri-La hotel, Sydney CBD. The Shangri-La has some of the best views of Sydney Harbour.

<https://www.shangri-la.com/sydney/shangrila/photos-videos/>

DAY 2 | Sunday 5 May: Sydney – Photograph the Opera House and the Harbour Bridge

In the morning we will photograph the Sydney Opera House and the Harbour Bridge from different viewpoints.

After lunch, we will travel to the Blue Mountains by road (~2hrs) and we will photograph from the famous Three Sisters Lookout at sunset (Echo Point).

Overnight at Lillianfels Mountains Resort, Blue Mountains.

<https://www.lilianfels.com.au/>

DAY 3 | Monday 6 May: Blue Mountains National park (sunrise shot) – Sydney and flight to Airlie Beach


Sunrise shot at Govetts Leap Lookout, Wentworth Falls from Princes Rock Lookout, Katoomba Falls and Katoomba cascades if time permits and weather conditions.

After lunch, we will travel to Sydney airport to take a flight to Airlie Beach (about 2.5hrs). Arrival to Airlie Beach in the evening, overnight at Coral Sea Resort or similar <https://coralsearesort.com/>



Harbour Bridge and Opera House, Sydney









The Blue Mountains is an Australian highlight, a vast region stretching out 11,400 kilometres of mountain tops, sandstone cliffs, and lush forest filled valleys. Folk will come across thundering waterfalls, epic lookouts, and even an array of unique wildlife when trekking through the land.

ITINERARY CONTINUED

DAY 4 | Tuesday 7 May: Whitsundays, Whitehaven Beach and Great Barrier Reef (aerial photography)

Aerial flights around the Great Barrier Reef and Whitehaven Beach in the early morning by plane (doors off). We will then visit Whitehaven Beach and after lunch we will fly to Cairns.

Overnight at Shangri-La The Marina, Hilton, Crystalbrook or similar.

DAY 5 | Wednesday 8 May: Atherton Tableland's waterfall circuit

Today we will visit the most iconic and photogenic waterfalls around Cairns, Milla Milla Falls, Ellinjaa Falls, and Zillie Falls. We will have the afternoon free to process images with Ignacio.

Overnight at Shangri-La The Marina, Hilton, Crystalbrook or similar.

<https://www.shangri-la.com/en/cairns/shangrila/>

DAY 6 | Thursday 9 May: Day trip to the Daintree Rainforest and Cape Tribulation

Marvel at the natural beauty of Cape Tribulation and its surrounding attraction on a day trip from Cairns including Mossman Gorge.

Overnight at Shangri-La The Marina, Hilton, Crystalbrook or similar.



Whitehaven Beach



When it comes to awe-inspiring waterfalls near Cairns, Millaa Millaa Falls takes the crown. Considered one of Australia's most photographed waterfalls, it's easy to see why from first glance. Nestled in the rainforest of Atherton Tablelands, the tumbling falls meet a pristine rockpool where you can soak it all in. We will also visit Ellinjaa Falls, and Zillie Falls.



The Great Barrier Reef, one of the largest coral reef ecosystems on earth, photographed from the air. This is one of the richest and most diverse natural ecosystems on earth.



The Daintree Rainforest is a landscape with striking diversity. From the dense rainforest and mountain ranges to fast flowing streams, waterfalls, and gorges. With such a rich array of flora and fauna set amongst stunning scenery, there is a rich and colourful world here waiting to be discovered.

ITINERARY CONTINUED

DAY 7 | Friday 10 May: Cairns to Uluru, The Red Centre

In the morning we will take the first flight from Cairns to Uluru (Ayers Rock) in the Red Centre. (approx. 3hrs).

Sunset Scenic flight around Uluru and The Olgas (helicopter, doors off) (approx. 40mins).

Overnight at Desert Gardens Hotel.

<https://www.ayersrockresort.com.au/accommodation/desert-gardens-hotel>

DAY 8 | Saturday 11 May: Uluru and The Olgas

Sunrise shot at Uluru, then we will explore the area around Uluru and visit The Olgas to photograph at sunset.

Overnight at Desert Gardens Hotel.

DAY 9 | Sunday 12 May: King's Canyon

Today we will do a day trip to King's Canyon and we will photograph Uluru at Sunset and try some Astro photography, weather permitting.

Overnight at Desert Gardens Hotel.



Uluru (Ayers Rock), Northern Territory

The Red Centre is at the heart of the Australian Outback and is the home of the magical Uluru and Kata-Tjuta formerly known as Ayres Rock and The Olgas. The fiery red desert is a living cultural landscape with pockets of lush growth around its many waterholes creating a refuge for its unique wildlife.













ITINERARY CONTINUED

DAY 10 | Monday 13 May: Uluru to Melbourne, Great Ocean Road and Twelve Apostles

Today we will fly to Melbourne (around 3 hrs) and straightaway, we will start our drive along the Great Ocean Road. Sunset shot around the Great Ocean Road.

Overnight at Great Ocean Road Resort or similar.

<https://www.greatoceanroadresort.com.au/>

DAY 11 | Tuesday 14 May: Great Ocean Road - Melbourne,

Sunrise shot around the Great Ocean Road, (Twelve Apostles) and drive back to Melbourne (approx. 2.5hrs).

Flight from Melbourne to Adelaide, in South Australia.

Overnight at Hilton Adelaide or similar.

<https://www.hilton.com/en/hotels/adlhitw-hilton-adelaide/>



The Twelve Apostles, Great Ocean Road

The Great Ocean Road is an Australian National Heritage listed 240-kilometre stretch of road along the south-eastern coast of Australia. Witness the magical Twelve Apostles, iconic surf breaks, waterfalls and more.

ITINERARY CONTINUED

DAY 12 | Wednesday 15 May: Adelaide to Flinders Ranges by road (5hrs)

Early start and drive to the Flinders Ranges.

Overnight at Wilpena Pound Resort or similar.

<https://www.wilpenapound.com.au/>

DAY 13 | Thursday 16 May: Flinders ranges

Today we will take a scenic flight around the area (approx. 40mins).

Overnight at Wilpena Pound Resort or similar.



The Flinders Ranges, South Australia

*The Flinders Ranges:
experience the geological
grandeur forged over
more than 540 million
years. Ancient gorges
invite exploration, beauty
reveals itself at every
turn, and sunsets look like
they have been painted
on to the uninterrupted
horizons.*

ITINERARY CONTINUED

DAY 14 | Friday 17 May: Flinders Ranges to William Creek

Today we will drive to William Creek (~5hrs), the heart of Lake Eyre and we will have our first aerial flight to this amazing lake.

Overnight at William Creek Hotel (basic accommodation).

DAY 15 | Saturday 18 May: Lake Eyre, aerial photography

2 x aerial flights (doors off) in the morning and in the afternoon to different areas.


Overnight at William Creek Hotel (basic accommodation).

SOUTH AUSTRALIA



Kati Thanda-Lake Eyre, South Australia





ITINERARY CONTINUED

DAY 16 | Sunday 19 May: Flight from William Creek to Sydney via Adelaide

Early flight from William Creek to Adelaide, connecting to Sydney.

Bondi to Bronte walk and Icebergs pool (time permitting), then dinner and farewell in Bondi.

Overnight at Bondi beach hotel QT or similar.

<https://www.qthotels.com/bondi-beach/>

DAY 17 | Monday 20 May: Flight back home

Check out from Bondi hotel to the airport (approx. 40mins).



Bondi Beach, Sydney









IGNACIO PALACIOS

When it comes to photography and travel, few can rival Ignacio Palacios' experience, skill, and passion. A third-generation photographer, Ignacio has been honoured with over 100 prestigious photography prizes and awards from around the world and has travelled to over 90 countries in his 20 years career. It's little wonder he's developed a reputation as a leading photographer in the fields of travel, landscape, and nature photography.

Born in Spain, Ignacio now calls Sydney, Australia home – though his unmistakable Spanish spirit continues to influence his work and define his signature style.

Combining his love of travel and photography has proved a powerful combination, and today Ignacio leads some of the world's best photography tours to incredible destinations around the world. As an AIPP double Master of Photography, Ignacio shares his insight, experience, and technique with his clients to help them find their own success and joy on their photographic journey.


"I hope that through my images and my tours, I can open people's eyes to the incredible world we live in. I want to give my guests both travel and photographic experience. We are privileged to have such a beautiful planet and it's our responsibility to respect, cherish and protect it."

Ignacio's distinct, award-winning style can be defined by his mastery of composition, colour, and light. With his minimalistic style and unique ability to connect with his audience through storytelling through his images, Ignacio invites his audience to experience the subject not as how he captured it, but how he experienced it, evoking an emotional connection between the viewer, subject and artist.

Photography and travel will always be Ignacio's passion, and he is dedicated to helping others ignite their passion too.

Awards

- Spanish Professional Photography Awards (AFP) – Landscape Winner (LUX Gold) 2014
- APPA AIPP Landscape Photographer of the Year – Runner-Up 2016
- APPA AIPP Creative Photographer of the Year – Runner-Up 2019
- Head On Landscape Prize – Exhibited Finalist 2013, 2016, 2018
- NSW AIPP Professional Photographer of the Year – Overall Winner 2018
- NSW AIPP Professional Travel Photographer of the Year – Winner 2017, 2018, 2019
- NSW AIPP Professional Nature Photographer of the Year – Winner 2016, 2017/Finalist 2018, 2019
- NSW AIPP Professional Landscape Photographer of the Year – Finalist 2014, 2016 2017/Winner 2018
- NSW Epson Signature Worthy Award – Winner 2017
- APPA AIPP Photographic Book of the Year – Finalist 2018, 2019
- ANZANG Australian Geographic Nature Photographer of the year – Finalist 2013
- National Geographic Travel Contest – Finalist and Editors choice 2013
- Travel Photographer of the Year – Finalist (TPOTY) 2013, 2014, 2015, 2016, 2017, 2018, 2019, 2021
- Travel Photographer of the Year – Category Winner and Portfolio Runner-Up 2019, Category Runner-Up 2021
- TPOTY – Highly Commended 2014, 2015, Commended 2018, 2 x Special Mentions 2019
- International Landscape Photographer of the Year – Category Winner 2016, 2018, 2019
- EPSON Pano Awards Open Competition – Top 50: 2016, 2017, 2018
- IPA (International Photography Awards) – Finalist 2009, Honorable Mention 2009, 2013, 2015, 2019
- International Loupe Awards – Runner up 2010, Finalist 2009, 2011, 2012, 2013
- Wildlife Photographer of the Year – Final Round 2013, 2015, 2016, 2018, 2019
- GDT European Nature Photographer of the Year – Finalist 2017
- MontPhoto Landscape – Finalist 2020
- Eyes on Asia Awards – Runner Up 2013
- FOCUS Awards – Image of the Year 2016, 2018



Great Barrier Reef aerial

"I believe that photography can be way of change and I feel an obligation and responsibility to share what I have captured and created with my camera in the hope that I can not only inspire people to take better images but to care for the environment."

Ignacio Palacios

PHOTOGRAPHY EXPERIENCE

Central to this unforgettable tour is YOU. Through Ignacio's guidance, you'll not only learn the secrets of the masters, but you'll take your photography skills to the next level and leave your Australian adventure with a collection of powerful, moving photographs that you'll share with pride.

Some of the photography skills you'll learn throughout the tour include:

- The art of composition
- Post-processing techniques tips and tricks
- How to work with light
- Optimising your equipment and filters
- Pre-visualisation and the creative process
- The unique techniques of landscape photography, aerial photography, wildlife photography, and street photography while also touching on aerial, black and white, and night photography
- Ignacio will also be there to offer one-on-one guidance on other specific skills you'd personally like to master.

Ignacio prides himself on a 'hands on' approach, which enables our guests to avail of sessions in which there are photo critiques and a chance to reflect on images captured whilst on tour. It is recommended that all participants bring laptops or tablets so that we can benefit from interaction and discussion, and ways of editing our images to get a result reflecting your own unique vision and style.

Camera Skills

The best way to learn the art of photography is by taking photos. So Ignacio will be by your side in the field sharing insight and guidance as you shoot. Helping you create great photos as you shoot. No matter your skill level or equipment, you'll learn the craft with an award-winning master.

The Creative Process

Although during this tour it might be challenging to find a comfortable place for postprocessing, you'll also have the opportunity to process and enhance your images using Lightroom, Photoshop and other editing software. Learning first-hand how to create photographs that tell a story, evoke emotion and ultimately help you find your unique style and personality as an artist.

Critique Session

Should you dream of entering competitions, or simply wish to push yourself as a photographer, critique sessions are an invaluable part of the learning process. Ignacio will offer one-on-one critique sessions during the tour. Providing constructive evaluation and feedback supported by recommendations and tips through the eyes of a professional. While having your work critiqued can feel overwhelming at first, this is one of the most powerful ways to improve your skills as a photographer.

Level of photography

All skills levels are welcome. Whether you're a beginner or expert, the tour is designed to cover all aspects of image capture and post processing as it applies to where you are on your photography journey. As for equipment, we can help you optimise the equipment you chose to use from mobile phone to tablets, compact camera to digital SLR cameras. Please contact Ignacio in advance if you would like to discuss what equipment to bring to the trip.

Physical considerations

Australia can be very hot and humid and there will be times when the group might need to embark on a walk/hike to visit and photograph the best locations. As part of the pre-tour planning, we ask you share any existing health conditions with us so we may plan for your comfort and safety.

"My strongest motivation is to create. I want to create beautiful images of natural subjects that can inspire others and the joy comes from sharing those incredible moments."

Ignacio Palacios



Uluru (Ayers Rock) in the Red Centre

CHECKLIST

“Quote orem ipsum dolor sit amet, consectetur adipiscing elit, sed do eiusmod tempor incididunt ut labore et dolore magna aliqua.”



Camera equipment

- DSLR. To bring a couple of bodies is always recommended (check your baggage allowance with your airline/travel agent)
- Tripod with quick release plate
- Standard zoom, wide angle and telephoto lens
- Plenty of batteries and a couple of chargers
- Shutter cable release
- Polarising filter and ND filters
- Laptop computer with Photoshop and Lightroom and/or Capture One. Please make sure that these programs are working properly on your laptop before you arrive.
- External backup drives (SSD recommended) and memory cards for storage
- Lenses that cover the range of 24mm to 400mm plus, perhaps, a x1.4 teleconverter. I am planning to bring the following lenses: 24-70mm f2.8, 70-200mm f2.8 and possibly a 180-400 f4 or a 400mm f2.8 prime.

What to bring, clothing and other


- Water bottle (1lt) to avoid the use of plastic bottles for mineral water. Our guide will make sure to refill your bottle whenever necessary.
- Sun block and sun glasses (protection against UV)
- Hat
- We recommend comfortable clothing made of fabric that breaths (such as cotton) and pack a combination of short sleeve and long sleeve top and pant options
- Comfortable hiking boots.
- Travel and medical insurance, passport, visa, medication that might include malaria pills

Luggage preparations

- Additional luggage allowances have been arranged across all of your internal flights for your convenience
- We recommend you shrinkwrap your baggage at your departure airport
- Ensure your telephoto lenses are packed in protective casings designed for this specific lens
- We also suggest you carry your camera equipment as carry-on luggage where possible. In the event your luggage is delayed or lost, you can still shoot the moment you arrive.

IP Travel Photography reserves the right to cancel this workshop. In the event of this happening, all payments received will be refunded but participants shall have no further claim against IP Travel Photography arising from such cancellation. Any such refund will not include payments for any bookings for other services made in addition to the itinerary outlined above. The responsibility for such bookings lies with the participant. As such, IP Travel Photography recommends participants to purchase a travel protection and cancellation insurance prior to paying the first deposit. It is recommended that the cancellation insurance covers for the whole cost of the trip.

To reserve your place for 2024 or to make an enquiry, please email ignacio@iptravelphotography.com.au



Millaa Millaa Falls, Queensland

TERMS AND CONDITIONS



WORKSHOP DATES AND PRICES

Tour dates: **4 – 20 May 2024**

The tour commences and ends in **Sydney**, (Australia)

Standard cost: **AUD\$43,990 + GST (approx. ~ USD\$29,300 + GST)**;
Single room supplement: **AUD\$4,900 + GST**

Maximum **8** participants

A deposit of **AUD\$5,000** is required when you book the workshop

Terms of payment

- A deposit of US\$5,000 must be paid to secure your place. The deposit is non-refundable unless you can sell your place to someone else
- The online Registration Form must be filled in and signed by each participant at the time of paying the first deposit. Participation will be declined otherwise
- The remaining balance must be paid on or before 1 January 2024
- Bookings will be accepted strictly in the order they are received
- Important: the workshop requires a minimum of 4 participants to run so please don't book your flights until the trip has been confirmed.

What's included

- Full 17 day/16 night tour, photography instruction by Ignacio Palacios
- All meals (B, L, D) and accommodation in 4 and 5 star hotels
- Scenic flights:
 - Aerial flight Whitehaven beach and the great barrier reef (approx. 45mins)
 - Helicopter flight Uluru and the Olgas (approx. 40mins)
 - Flinders ranges aerial flight (approx. 40mins)
 - 3 x aerial flights around Lake Eyre 2 hours per flight, 6 hours in total.
 - Optional flight (not included): on day 17th, depending on your flight back home, and weather conditions, we can do a scenic flight around Sydney by helicopter.

- Internal/commercial flights – Qantas, Virgin, REX
 - Sydney to Airlie beach
 - Airlie beach to Cairns
 - Cairns to Uluru
 - Uluru to Melbourne
 - Melbourne to Adelaide
 - William Creek (Lake Eyre) to Sydney via Adelaide
- All transfers and excursions (Uluru, Olgas, Kings Canyon, Flinders, Atherton, Cape Tribulation)
- 4WD vehicles when required
- English speaking guides
- Park/reserve fees
- Local taxes.

What's not included

- Flight to and out of Sydney
- Accommodation and meals prior to or following the trip
- Night(s) in Sydney before or after the tour official dates
- Travel, cancellation, and equipment insurances
- Medical insurance
- Visas, if required
- Alcohol consumption
- Beverages in between main meals or souvenirs
- Laundry services
- Other personal expenses
- Tips/gratuities. *Note on tips: gratuities for local guides, hotel staff, butlers etc. are not included on this tour. However, if you feel that any staff has given you exceptional service, it is entirely appropriate to tip them. We emphasize that such tips should be at your own discretion and based solely on the level of your service satisfaction.*

Cancellation Policy

A written notice of any cancellation must be received by you at which time the following cancellation fees will apply:

- If cancelled between 1 January 2024 and 1 March 2024, 60% of the workshop cost will be payable
- If cancelled after 1 March 2024, a fee equal to 100% of the workshop cost will be payable
- Failure to pay by the due dates will be considered a cancellation of the booking and fees paid will be non-refundable
- Bookings made after 1 January 2024 must be paid in full
- No refunds will be made for unused portions of the workshop. The photography workshop is sold as a land package (no airfares included)
- Cancellation fees are not transferable.

Camera gear

There is really no limit to what camera gear you take. Check with your airline about weight restrictions. Whatever level of camera equipment you have, we will help to ensure you get the most out of it. Check the camera equipment checklist at the end of the brochure but if you want to discuss specific equipment for this trip, contact me.

Fitness and health considerations

Australia can be very hot and humid and sometimes participants will be required to walk on uneven terrain or tracks and hiking. A basic level of walking fitness will help, but

this tour is not a hiking tour or a trekking tour so nothing extreme will be required. All walks/hikes are optional, and we will always provide information the day before about what to expect so you can decide whether you want to join or not. If you have concerns about your own capabilities or health, please check with your doctor before booking a place. By signing the Registration Form, you guarantee that to the best of your knowledge, you do not have any physical or other disability that could create a risk for you or other tour participants. Once a booking has been accepted by IP Travel Photography, medical circumstances will not be accepted as an exemption to the Cancellation Policy above.

Within the Registration Form, please indicate any health issues, allergies, or dietary requirements. IP Travel Photography does not assume any responsibility or liability for medical care or special dietary requirements. If a participant becomes ill during the workshop, IP Travel Photography reserves the right to continue the tour for the benefit of the rest of the participants. IP Travel Photography will make every effort to assist you whilst trying to minimize disruption of the workshop for other participants.

Visas/Covid-19

I will provide guidance on this to obtain your visa and we will update you before the trip with regards to covid tests (if required) prior departure.

Rights

IP Travel Photography reserves the right to:

- Substitute hotels/accommodation
- Make changes in the itinerary or transport if required due to changes in airline schedules, or when necessary. We may be forced to change or alter the itinerary due to unforeseen circumstances; please be aware, however, that we will attempt to stick as close to the original program as possible
- Cancel the workshop prior to departure, in which case a full refund of all payments received will be given. If such an event occurred, IP Travel Photography will not be responsible for any other expenses such as non-refundable air fares, visa fees and other related expenses. The responsibility for such bookings lies with the participant. As such, IP Travel Photography recommends participants to purchase a travel protection and cancellation insurance prior to paying the first deposit
- Substitute the tour leader and guest photographer as originally specified, in which case this substitution will not entitle the participant to a refund
- Run the photography workshop without the guest photographer if the group size is less than 6 participants. This will not entitle the participant to a refund
- Accept or refuse any person as a participant in the workshop
- Change the price of the workshop at any time due to adverse

currency exchange fluctuations, airline schedule changes, fuel and tax price charges

- Change the price of the workshop at any time due to major unforeseen increases in expedition related costs and may have to be adjusted as a result.

Liability

The operation of the workshop is at the sole discretion of Ignacio Palacios (IP Travel Photography Pty Ltd), having in mind the wellbeing and interests of all participants and the safe and sensible operation of the program as specified within this itinerary IP Travel Photography does not accept any liability for the acts, omissions or default, whether negligent or otherwise of third party providers IP Travel Photography disclaims liability for any injury, damage, loss, delay, additional expense or trouble caused by force majeure or any other event which is not preventable by reasonable diligence on IP Travel Photography's part.

IP Travel Photography

IP Travel Photography is an ASIC business name with Australian Business Number 16578586693 and registered in Australia under the Business Names Registration Act 2011. IP Travel Photography Pty Ltd (Ignacio Palacios) will guide and provide photography tuition to all participants during the tour. IP Travel Photography is not a travel agent or travel service provider.

**TO RESERVE YOUR PLACE FOR 2024
OR TO MAKE AN ENQUIRY, PLEASE EMAIL
IGNACIO@IPTRAVELPHOTOGRAPHY.COM.AU**



IGNACIO PALACIOS
TRAVEL PHOTOGRAPHY

©2023 IP Travel Photography
www.iptravelphotography.com.au