



AMAZING AUSTRALIA

EXCLUSIVE LUXURY PHOTOGRAPHY TOUR
WESTERN AUSTRALIA AND NORTHERN TERRITORY
9 MAY - 2 JUNE 2025

Ignacio Palacios

AMAZING AUSTRALIA

There is so much diversity and incredible sights to be seen in Australia. There is no shortage of wildlife and breathtaking lookouts to capture with a camera. This massive country is a photographer's paradise from the iconic red sands of the outback to the pristine beaches and jungles in Queensland to the beautiful coastline and islands of WA, and the Great Barrier Reef. Australia is also an aerial photography paradise with locations such as Shark Bay, Lake Eyre, the Kimberley and the Great Barrier Reef just to name a few.



We recognise and acknowledge Aboriginal people as the traditional owners of the National Parks and Land we will be visiting and photographing during the tour.

NORTHERN TERRITORY

Kakadu National Park and the Northern Territory

Cascading waterfalls, rugged escarpments, Aboriginal rock art, giant crocodiles and exotic bird life. Kakadu National Park will change how you see the world. Experience the magic of this ancient world heritage listed and pristine land.

Karijini National Park

Gorges of ancient rock and cool swimming holes and showering waterfalls make Karijini National Park one of the most dramatic and spectacular destinations to photograph in Australia.

WESTERN AUSTRALIA

Ningaloo Reef


Immerse yourself in an unforgettable underwater adventure at the World Heritage-listed Ningaloo Reef. A string of pristine beaches stretches the length of the Coral Coast while just a few metres off the shore, Australia's largest fringing coral reef is the perfect place to swim alongside majestic whale sharks, humpback whales and manta rays.

Shark Bay

Capture the amazing aerial attractions and landscapes of world-heritage listed Shark Bay and its surrounds, photographing them during the best times of the day for two full days.

Pinnacles Desert

Thousands of huge limestone pillars rise from a stark landscape of yellow sand to form one of Australia's most intriguing landscapes.



IGNACIO PALACIOS AND AUSTRALIA

IP Travel Photography tours focus on taking you to places, which have a unique appeal for photography. We seek the beauty of landscape, wildlife and seascape and the heritage of cultural diversity. This tour to Australia has been carefully designed to photograph the most amazing locations of Western Australia and the Northern Territory in the shortest time frame. To cover a lot of land and the most impressive locations for photography, we will use charter flights and helicopters. There will be plenty of aerial photography from helicopters and light planes (doors off).

Landscape photography in Australia can be challenging due to the country's harsh conditions, including extreme heat, humidity and intense sunlight. We will need to be prepared for these conditions and carefully plan our shoots to avoid overexposure and other technical issues.

Despite these challenges, the end result of capturing Australia's stunning landscapes can be incredibly rewarding. The country's breathtaking scenery provides ample opportunities for photographers to capture images that showcase the beauty and unique character of this fascinating country I have fell in love with since I came in 2008.



TOUR HIGHLIGHTS

To further inspire you, here are just a few of the tour highlights:

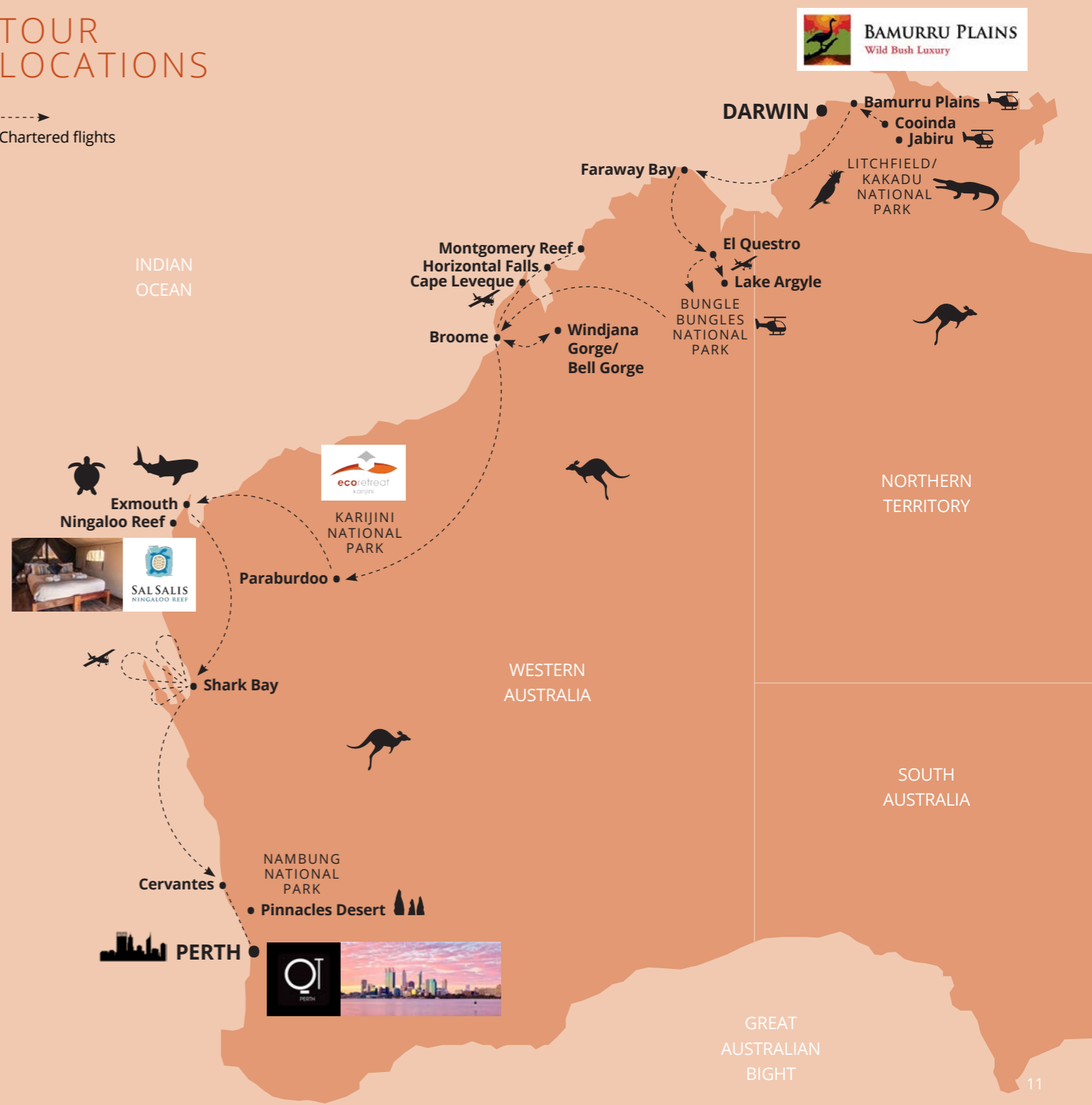
- Photograph the pristine waterfalls and world heritage landscapes of **Litchfield and Kakadu National Parks** in the Northern Territory from the air as well as its wetland's rich and distinct birds and fauna
- Experience **Bamurru Plains**, an extraordinary Aussie bush adventure of the coastal floodplains of Australia's Top End. Bamurru Plains is a safari lodge with exclusive access to 300km of floodplains and savanna woodland on the Mary River
- Photograph the amazing **Kimberley region; King George Falls and Mitchell Falls**, two of the most spectacular waterfalls in Australia – and in late April, they will be at full power
- Experience **El Questro**, in the Kimberley with unique landscapes, gorges and waterfalls
- Photograph **Purnululu National Park, Cathedral Gorge, Echidna Chasm and the Bungle Bungles** from a helicopter (doors off) and from the ground
- Photograph some of the most iconic locations along the **Gibb River Road in the Kimberley** such as **Bell Gorge, Windjana Gorge and Tunnel Creek**
- Capture the beautiful **Broome Beach**, camels and coastline all the way to **Cape Leveque including Horizontal Falls, and Montgomery Reef** (doors off)
- Two full days at my favourite National Park in Australia: **Karijini** and photograph Oxer Lookout, Dales, Hancock, Kalamina and Hamersley Gorges at sunrise/sunset
- Have a rest, snorkel and photograph **Ningaloo Reef and the Whale Shark** whilst staying at one of the most beautiful and iconic resorts in Australia: **Sal Salis**
- Photograph the incredible **Shark Bay** from the air – 3 flights x 1hr each to three different areas around Shark Bay (The Big Lagoon, Peron National Park, Salt Ponds at Useless Loop and the Brain/Tree area)
- Photograph the **Pinnacles Desert** at sunset and try some astro photography
- **Perth and its iconic boat blue house** to end the most amazing photography trip ever been designed and organised around Australia.

“Traveller, there are no paths. Paths are made by walking.”
Australian Aboriginal Proverb



TOUR LOCATIONS

----->
Chartered flights



ITINERARY

“Waterfalls, ancient Aboriginal rock art, wonderful wildlife, freshwater swimming holes and white sandy beaches; the Kimberley region has it all.”



DAY 1 | Friday 9 May: Arrive Darwin, NT

Arrive Darwin, transfer to accommodation by coach (approximately 20mins). Group gathering and presentations, dinner at hotel.

Staying at Adina Waterfront apartments.

DAY 2 | Saturday 10 May: Litchfield National Park, NT

Visit Litchfield National Park by road with local guide.

At Litchfield National Park we will photograph:

- Florence Falls at sunrise. Depart Darwin 3:30–4:00am. It takes approximately 2hrs to go to the falls from Darwin, then a 25-minute walk from the carpark to the waterfall bottom.
- Magnetic Termite Mounds
- Tolmer Falls – There is a viewing platform approximately 600 metres from the car park. Best light is late afternoon around 45mins before sunset.
- Wangi falls (25mins from Tolmer Falls) photograph at sunset

Staying at Adina Waterfront apartments.

DAY 3 | Sunday 11 May: Darwin to Jabiru – Kakadu National Park, NT

Departing from Darwin for Kakadu National Park by road (approximately 3hrs).

- Afternoon Guluyambi cruise (45mins from Jabiru) on East Alligator River, taking in the wonderful pristine wilderness of the World Heritage landscape (cruise 90mins duration)

- Walk to the top of Ubirr for stunning sunset views with local guide

Staying at Mercure Kakadu Crocodile Hotel.

DAY 4 | Monday 12 May: Jabiru to Cooinda – Kakadu National Park, NT

Back-to-back Helicopter flights this morning starting 7am until 12pm.

Early morning heli flights to East & South Alligator Rivers. Fly and photograph from helicopter (doors off) over the Archway, Dinosaur Valley, Arnhem Land Plateau and the magnificent Magela Wetlands.

Depart Jabiru after lunch and travel by road to Cooinda Lodge (approximately 40mins). En-route see Nourlangie Rock, Nawalandja lookout and the beautiful Anbangbang Billabong. Late afternoon you will board the Yellow Waters Wetlands Sunset cruise, which is located at the end of Jim Creek, a tributary of the South Alligator River. This is the largest river system in Kakadu and contains extensive wetlands. Cruise duration 90mins.

Staying at Cooinda Lodge.







DAY 5 | Tuesday 13 May: Cooinda to Bamurru Plains, NT

Heli flights this morning (beginning 7am) to see various waterfalls including Jim Jim and Twin falls. Depart Cooinda after lunch by twin engine Cessna for Bamurru Plains. Far from a hotel in the bush a stay here is designed to leave you with a deeper understanding of nature. From airboat trips on the wetlands, river cruises to see the local wildlife and guided wilderness walks there will be plenty to photograph.

Staying at luxury accommodation Bamurru Plains.
<https://www.bamurruplains.com/>

DAY 6 | Wednesday 14 May: Bamurru Plains, NT

Full day to further explore Bamurru Plains. This is an extraordinary Aussie bush experience of the coastal floodplains of Australia's Top End. Bamurru Plains is a safari lodge with exclusive access to 300 km of floodplains and savanna woodland on the Mary River, on the edge of Kakadu National Park. A profusion of bird and wildlife are at the doorstep of this unique bush experience that exudes 'Wild Bush Luxury' and brings a touch of style to the discovery of a remote and beautiful wilderness.

Staying at luxury accommodation Bamurru Plains.
<https://www.bamurruplains.com/>

DAY 7 | Thursday 15 May: Bamurru to Faraway Bay, WA (King George Falls)

Travel by twin engine Cessna to Faraway Bay. Faraway Bay is an inviting haven, nestled on a rocky hilltop overlooking the turquoise Timor Sea. Included in this is also a scenic flight over the spectacularly iconic King George Falls. Once landed, you'll be greeted with a smile from your Faraway Bay host and a characteristic 'open air' safari style four wheel-drive to take you 4kms to your accommodation – approximately a 20 minute drive.

Staying at Faraway Bay.

DAY 8 | Friday 16 May: Faraway Bay, WA (King George Falls)


Sunrise shot (King George River). This will need approval from indigenous people in the area.

Depart after breakfast and cruise by boat along the coast to King George River. Spotting turtles, manta rays, flying fish and an array of sea birds. Cruise up the spectacular King George River. Rocky-lined gorges with towering cliffs that end abruptly at the twin waterfalls. Try an invigorating shower under the falls.

Staying at Faraway Bay.

Aboriginal Australian overlooking the beautiful landscape in the Kimberley

“Aboriginal people created artworks on rock surfaces. These include stencils, prints and drawings in rock shelters, and engravings in limestone caves. The paintings are usually of small stick figures, other simple forms such as kangaroo and emu tracks.”



DAY 9 | Saturday 17 May: Faraway Bay to El Questro via Mitchell Falls Wilderness Park, WA

- Twin engine Cessna to El Questro
- Mitchell Falls
- Guided walk to either Emma Gorge or El Questro Gorge accompanied by an El Questro Ranger

Staying at El Questro Homestead The Station.

DAY 10 | Sunday 18 May: El Questro Wilderness Park, WA

Further exploration today with an El Questro Ranger of this amazing park with its' many activities, including a cruise on Chamberlain Gorge where you can take in breathtaking scenery on the 3km fresh waterhole.

Opportunity for optional scenic flights on this day of El Questro
Staying at El Questro Homestead The Station.

DAY 11 | Monday 19 May: El Questro to Bungle Bungles, WA

This morning take a charter flight from El Questro, heading east towards Lake Argyle. This will give you an incredible view of the Lake Argyle Top Dam Wall. Continue over cattle country and the ranges before flying into Purnululu National Park, home of the Bungle Bungles range. This afternoon enjoy a guided sunset walk to see the famous beehive shaped domes, as well as a visit into Cathedral Gorge.

Staying at Savannah Lodge.

DAY 12 | Tuesday 20 May: Purnululu National Park, WA

Further exploration today as we take a 65-minute drive to the northern end of the Park along the Western Wall of the Bungle Bungles Range. Head into Echidna Chasm on a rocky path nestled between cliffs that narrows at points to less than 1.5 metres wide. This 1.5hr walk can be challenging at points and requires full mobility (optional as all excursions during the tour).

Staying at Savannah Lodge.

DAY 13 | Wednesday 21 May: Purnululu To Broome, WA

Early morning helicopter flight around Bungle Bungles at sunrise (doors off). This will be optional and dependent upon availability. Charter flight to Broome (Approximately 3.5hrs) with a brief stop at Halls Creek to refuel.

- Photograph the red cliffs of Broome coastline at sunset
- Photograph Broome beach and camels at sunset

Staying Oaks Cable Beach Resort, 3 nights.



Aerial image of the Bungle Bungles, WA







Dales Gorge, Karijini National Park

DAY 14 | Thursday 22 May: Gibb river road highlights by charter flight, WA

Today you will visit and photograph Bell Gorge then on to Windjana Gorge and explore Tunnel Creek that runs beneath the 350-year old Devonian Reef System.

Staying Oaks Cable Beach Resort, 3 nights.

DAY 15 | Friday 23 May: Day trip by charter flight and land – Horizontal Falls, Montgomery Reef and Cape Leveque, WA

Early charter flights seeing Horizontal Falls, Montgomery Reef and Cape Leveque in 2 x Cessna aircraft (doors off). Landing on Cape Leveque for lunch and to photograph the beautiful coastline.

Staying Oaks Cable Beach Resort, 3 nights.

DAY 16 | Saturday 24 May: Broome to Karijini National Park, WA

Charter flight to Paraburdoo (Approximately 3hrs, no doors off). Then transfer by road to Karijini Eco Retreat (Approximately 1.40hrs). Oxer Lookout for sunset photography.

Accommodation at Karijini Eco Retreat, 3 nights.

DAY 17-18 | Sunday/Monday 25-26 May: Karijini National Park, WA

The Pilbara is the oldest known landscape on Earth, estimated to be more than 2.5 billion years old. There is no better place to witness this than at Karijini National Park. Karijini has spectacular 100 metre sheer-sided ochre-coloured chasms. Hidden amongst this ruggedness are crystal clear rock pools, cascading waterfalls and tropical fern environments each offering easy walking tracks or viewing platform access. Local guides will guide us through the many gorges.

Locations to photograph at Karijini National Park:

- Oxer lookout sunset
- Dales Gorge lookout and Fortescue Falls sunset
- Hancock Gorge sunrise
- Kalamina Gorge sunrise
- Hamersley Gorge sunset

Accommodation at Karijini Eco Retreat.

“Known as the capital of aerial photography in Australia, you’ll have three tailor-made flights in your own privately chartered aircraft with doors off for the ultimate photography experience.”



DAY 19 | Tuesday 27 May: Karijini National Park to Exmouth and Sal Salis, WA

Transfer by road from Karijini Eco Resort to Paraburdoo for charter flight to Exmouth. On arrival, continue by road to Sal Salis resort (approx. 1.15hrs).

Staying at Luxury accommodation Sal Salis
<https://www.salsalis.com.au/>

DAY 20 | Wednesday 28 May: Sal Salis, relax, snorkelling and Whale Shark Safari

This will be genuine coral reef experience in a location unlike anywhere else in the world. The tours are perfectly suited to everyone, no matter your age or ability. Marveling at the beauty of Ningaloo Marine Park is remarkable and you will discover why this remarkable reef and its island surrounds received a World Heritage Location listing.

Staying at Luxury accommodation: Sal Salis
<https://www.salsalis.com.au/>

DAY 21 | Thursday 29 May: Sal Salis to Shark Bay, WA – aerial photography day

Group to transfer by air from Sal Salis to Shark Bay. On arrival aerial flights to begin for some of the group. Rest will be time at leisure.

3 aerial flights with Shark Bay Aviation, 1hr each, Cessna 206:

- Big Lagoon & Peron Nation Park (1hr, 2 pax max per plane)
- Salt ponds at Useless Loop and Sand Dunes area (1hr, 2 pax max per plane)
- The Brain and the Tree area (1hr, 2 pax max per plane)

Staying at Heritage Resort, 2 nights.

DAY 22 | Friday 30 May: Shark Bay, WA

Aerial flights to begin for some of the group. The rest of the group will be time at leisure or processing the images from the day before with the help of Ignacio.

3 aerial flights with Shark Bay Aviation, 1hr each, Cessna 206:



- Big Lagoon & Peron Nation Park (1hr, 2 pax max per plane)
- Salt ponds at Useless Loop and Sand Dunes area (1hr, 2 pax max per plane)
- The Brain and the Tree area (1hr, 2 pax max per plane)

Staying at Heritage Resort.



Useless loop, Shark Bay







Blue boat house, Perth



Pinnacles Desert, Nambung National Park

**DAY 23 | Saturday 31 May:
Shark Bay to Nambung
National Park – Pinnacles
Desert**

Charter flight from Shark Bay to Cervantes. Photographing the Pinnacles Desert at sunset.

Staying at Pinnacles Edge Resort.

**DAY 24 | Sunday 1 June:
Cervantes to Perth airport**

Coach transfer back to Perth airport. If you still have energy, after lunch we will photograph some of Perth's most beautiful buildings and then we will photograph the famous blue boat house in Perth at sunset. Dinner at our hotel.

Accommodation at 5 stars hotel in Perth (QT/Intercontinental or similar).

**DAY 25 | Monday 2 June:
End of tour**

End of tour. You will have the option to fly back home directly or spend an extra night in Perth or a few more in Fremantle, the wind Margaret River region if you would like to continue your tour south of Perth! (not included in the itinerary/price).

PHOTOGRAPHY EXPERIENCE

Central to this unforgettable tour is YOU. Through Ignacio's guidance, you'll not only learn the secrets of the masters, but you'll take your photography skills to the next level and leave your Australian adventure with a collection of powerful, moving photographs that you'll share with pride.

Some of the photography skills you'll learn throughout the tour include:

- The art of composition
- Post-processing techniques tips and tricks
- How to work with light
- Optimising your equipment and filters
- Pre-visualisation and the creative process
- The unique techniques of landscape photography, aerial photography, wildlife photography, and street photography while also touching on aerial, black and white, and night photography
- Ignacio will also be there to offer one-on-one guidance on other specific skills you'd personally like to master.

Camera Skills

The best way to learn the art of photography is by taking photos. So Ignacio will be by your side in the field sharing insight and guidance as you shoot. Helping you create great photos as you shoot. No matter your skill level or equipment, you'll learn the craft with an award-winning master.

The Creative Process

Throughout the tour, you'll also have the opportunity to process and enhance your images using Lightroom, Photoshop, Capture One and other editing software. Learning first-hand how to create photographs that tell a story, evoke emotion and ultimately help you find your unique style and personality as an artist.

Critique Session

Should you dream of entering competitions, or simply wish to push yourself as a photographer, critique sessions are an invaluable part of the learning process. Ignacio will offer one-on-one critique sessions during the tour. Providing constructive evaluation and feedback supported by recommendations and tips through the eyes of a professional. While having your work critiqued can feel overwhelming at first, this is one of the most powerful ways to improve your skills as a photographer.

Level of photography

All skills levels are welcome. Whether you're a beginner or expert, the tour is designed to cover all aspects of image capture and post processing as it applies to where you are on your photography journey. As for equipment, we can help you optimise the equipment you chose to use from mobile phone to tablets, compact camera to digital SLR cameras. Please contact Ignacio in advance if you would like to discuss what equipment to bring to the trip.

Physical considerations

Australia can be very hot and humid and there will be times when the group might need to embark on a walk/hike to visit and photograph the best locations. As part of the pre-tour planning, we ask you share any existing health conditions with us so we may plan for your comfort and safety.

“From charismatic kangaroos to enigmatic emus, most of Australia’s wildlife is endemic – found nowhere else on the planet.”



ACCOMMODATION

There's camping, there's glamping and then there is **Sal Salis!** But Sal Salis offers so much more than just accommodation: a digital detox, an opportunity to reconnect with nature, guided activities focusing on the extraordinary landscapes and wildlife, chef prepared meals, an open bar and the lightest footprint all make Sal Salis one of the world's best and true eco-luxe experiences. The social heart of the camp has views of the reef and the breakers beyond. A bar and open lounge area with a small reference library provides a great spot to sit out the heat of day. Guests may help themselves to a selection of beverages from the bar. Chef prepared meals feature local produce and dinner is shared with other guests against a back-drop of rich orange sunsets. The tariff includes accommodation, meals, beverages from the bar, use of snorkel & water sports equipment and guided activities.



SAL SALIS





Bamurru Plains is as close to a traditional safari experience as you'll find in Oz. It's a peaceful pocket of private land. It is a luxury glamping site treasured by nature lovers and photographers. It allows guests to immerse themselves in the bush, gaze out at feeding birds, sip champagne by the pool and choose from a gamut of guided activities. One of their signature experiences is a thrilling ride across the floodplains by airboat.



BAMURRU PLAINS

ACCOMMODATION

In Perth we will stay at the **QT**, A designer oasis that brings boutique to its very best. A level of style and luxury to delight. Indulgent textures soaked in purple and gold hues. A bathroom gorgeously adorned in black marble. Be beckoned by the trolley bar's teasing glow, settle into your accommodation in Perth for the night and go on.



QT



IGNACIO PALACIOS

When it comes to photography and travel, few can rival Ignacio Palacios' experience, skill, and passion. A third-generation photographer, Ignacio has been honoured with over 100 prestigious photography prizes and awards from around the world and has travelled to over 100 countries in his 25 years career. It's little wonder he's developed a reputation as a leading photographer in the fields of travel, landscape, and nature photography.

Born in Spain, Ignacio now calls Sydney, Australia home – though his unmistakable Spanish spirit continues to influence his work and define his signature style.

Combining his love of travel and photography has proved a powerful combination, and today Ignacio leads some of the world's best photography tours to incredible destinations around the world. As an AIPP double Master of Photography, Ignacio shares his insight, experience, and technique with his clients to help them find their own success and joy on their photographic journey.

"I hope that through my images and my tours, I can open people's eyes to the incredible world we live in. I want to give my guests both travel and photographic experience. We are privileged to have such a beautiful planet and it's our responsibility to respect, cherish and protect it."

Ignacio's distinct, award-winning style can be defined by his mastery of composition, colour, and light. With his minimalistic style and unique ability to connect with his audience through storytelling through his images, Ignacio invites his audience to experience the subject not as how he captured it, but how he experienced it, evoking an emotional connection between the viewer, subject and artist.

Photography and travel will always be Ignacio's passion, and he is dedicated to helping others ignite their passion too.

Awards

- Spanish Professional Photography Awards (AFP) – Landscape Winner (LUX Gold) 2014
- Australian Photographic Prize – Category Winner – Scenic, Travel 2023
- Australian Photographic Prize – Category Finalist – Wildlife 2023
- APPA AIPP Landscape Photographer of the Year – Runner-Up 2016
- APPA AIPP Creative Photographer of the Year – Runner-Up 2019
- Head On Landscape Prize – Exhibited Finalist 2013, 2016, 2018, Semifinalist 2019, 2023
- Head On Portrait Prize – Exhibited Semifinalist 2023
- NSW AIPP Professional Photographer of the Year – Overall Winner 2018
- NSW AIPP Professional Travel Photographer of the Year – Winner 2017, 2018, 2019
- NSW AIPP Professional Nature Photographer of the Year – Winner 2016, 2017/Finalist 2018, 2019
- NSW AIPP Professional Landscape Photographer of the Year – Finalist 2014, 2016 2017/Winner 2018
- NSW Epson Signature Worthy Award – Winner 2017
- APPA AIPP Photographic Book of the Year – Finalist 2018, 2019
- ANZANG Australian Geographic Nature Photographer of the year – Finalist 2013
- National Geographic Travel Contest – Finalist and Editors choice 2013
- Travel Photographer of the Year – Finalist (TPOTY) 2013, 2014, 2015, 2016, 2017, 2018, 2019, 2021
- Travel Photographer of the Year – Category Winner and Portfolio Runner-Up 2019, Category Runner-Up 2021
- TPOTY – Highly Commended 2014, 2015, Commended 2018, 2 x Special Mentions 2019
- International Landscape Photographer of the Year – Category Winner 2016, 2018, 2019
- EPSON Pano Awards Open Competition – Top 50: 2016, 2017, 2018
- IPA (International Photography Awards) – Finalist 2009, Honorable Mention 2009, 2013, 2015, 2019
- International Loupe Awards – Runner up 2010, Finalist 2009, 2011, 2012, 2013
- Wildlife Photographer of the Year – Final Round 2013, 2015, 2016, 2018, 2019
- GDT European Nature Photographer of the Year – Finalist 2017
- MontPhoto Landscape – Finalist 2020
- Eyes on Asia Awards – Runner Up 2013
- FOCUS Awards – Image of the Year 2016, 2018

"I believe that photography can be way of change and I feel an obligation and responsibility to share what I have captured and created with my camera in the hope that I can not only inspire people to take better images but to care for the environment."

Ignacio Palacios



Shark Bay aerial image of Sand Dunes at sunset

CHECKLIST

Camera equipment

- DSLR. To bring a couple of bodies is always recommended (check your baggage allowance with your airline/travel agent)
- Tripod with quick release plate
- Standard zoom, wide angle and telephoto lens
- Plenty of batteries and a couple of chargers
- Shutter cable release
- Polarising filter and ND filters
- Laptop computer with Photoshop and Lightroom and/or Capture One. Please make sure that these programs are working properly on your laptop before you arrive.
- External backup drives (SSD recommended) and memory cards for storage
- Lenses that cover the range of 24mm to 400mm plus, perhaps, a x1.4 teleconverter. I am planning to bring the following lenses: 24-70mm f2.8, 70-200mm f2.8 and possibly a 180-400 f4 or a 400mm f2.8 prime.

What to bring, clothing and other

- Water bottle (1lt) to avoid the use of plastic bottles for mineral water
- Sun block and sun glasses (protection against UV)
- Hat
- We recommend comfortable clothing made of fabric that breaths (such as cotton) and pack a combination of short sleeve and long sleeve top and pant options
- Comfortable hiking boots.
- Travel and medical insurance, passport, visa, medication, Covid-19 international vaccination certificate.

Luggage preparations

- We recommend you shrinkwrap your baggage at your departure airport
- Ensure your telephoto lenses are packed in protective casings designed for this specific lens
- We also suggest you carry your camera equipment as carry-on luggage where possible. In the event your luggage is delayed or lost, you can still shoot the moment you arrive.

IP Travel Photography reserves the right to cancel this workshop. In the event of this happening, all payments received will be refunded but participants shall have no further claim against IP Travel Photography arising from such cancellation. Any such refund will not include payments for any bookings for other services made in addition to the itinerary outlined above. The responsibility for such bookings lies with the participant. As such, IP Travel Photography recommends participants to purchase a travel protection and cancellation insurance prior to paying the first deposit. It is recommended that the cancellation insurance covers for the whole cost of the trip.

To reserve your place for 2025 or to make an enquiry, please email ignacio@iptravelphotography.com.au

“My strongest motivation is to create. I want to create beautiful images of natural subjects that can inspire others and the joy comes from sharing those incredible moments.”

Ignacio Palacios



Note: A much more detailed list of equipment and what to bring to the trip will be provided to all participants closer to the time of departure.



Spa Pool, Hamersley Gorge, Karijini National Park

DATES AND PRICES



Tour dates: **9 May – 2 June 2025**

The tour commences in **Darwin** (NT) and finishes in **Perth** (WA)

Standard cost: **AUD\$75,990 + GST (10%)** (approx. USD\$51,000)
per person
Optional single supplement: **AUD\$10,000**

Maximum **8** participants

A deposit of **AUD\$5,000** is required when you book the workshop



TERMS AND CONDITIONS

Terms of payment

- A deposit of AUD\$5,000 must be paid to secure your place. The deposit is non-refundable unless you can sell your place to someone else
- Note: the workshop is quoted in AUD\$. To calculate the rate in USD\$, the currency exchange rate will be obtained from the Westpac website at the time of transferring the deposit and balance
- The Registration Form must be filled in and signed by each participant at the time of paying the first deposit Participation will be declined otherwise
- The remaining balance must be paid on or before 1 January 2025
- Bookings will be accepted strictly in the order they are received
- Important: the workshop requires a minimum of 6 participants to run so please don't book your flights until the trip has been confirmed.

What's included

- Full 25 day/24 night tour, photography instruction by Ignacio Palacios
- All meals (B, L, D) and accommodation at 4- and 5-star hotels
- 3 helicopter flights (doors off) for aerial photography:
 - 2 x helicopter flight at Kakadu National Park Waterfalls (at sunrise) plus Heli flight over Jim Jim Falls and Twin Falls
 - Helicopter flight around Bungle Bungles

- 13 chartered flights to transfer between locations – Cessna engine:
 - Chartered flight from Cooina to Bamurru Plains
 - Chartered flight from Bamurru Plains to Faraway Bay (King George Falls)
 - Chartered flight from Faraway Bay to El Questro
 - Chartered flight El Questro to Lake Argyle/Purnululu, plus Chamberlain cruise
 - Chartered flight Purnululu to Broome
 - Aerial flights Horizontal Falls, Montgomery Reef and Cape Leveque x 2 aircrafts (doors off)
 - Chartered flight – transfer from Broome to Paraburdoo (Karijini National Park)
 - Chartered flight Karijini (Paraburdoo) to Exmouth (Sal Salis)

- Charter flight Sal Salis to Shark Bay
- 3 x aerial flights at Shark Bay (doors off) for aerial photography – 3hrs per person in total
- Chartered flight Shark Bay to Cervantes
- Guluyambi River and Bamurru Plains, King George river Cruises
- Snorkelling and Whale Shark Safari at Sal Salis resort
- All excursions guided at Karijini, El Questro, Kakadu etc
- 4WD vehicles
- English speaking guides
- Park/reserve fees
- Local taxes.

What's not included

- Flight to and out of Australia
- Accommodation and meals prior to or following the trip
- Night(s) in Perth at the end of the tour if required
- Travel, cancellation and equipment insurances
- Medical insurance
- Visas, if required
- Alcohol consumption (Note: alcohol included at Bamurru Plains and Sal Salis)
- Beverages in between main meals or souvenirs
- Laundry services
- Other personal expenses
- Tips and gratuities.

Note on tips: gratuities are not included in the tour price. We emphasize that such tips should be at your own discretion and based solely on the level of your service satisfaction.

Cancellation Policy

A written notice of any cancellation must be received by you at which time the following cancellation fees will apply:

- If cancelled between 1 January 2024 and 1 March 2025, 60% of the workshop cost will be payable
- If cancelled after 1 March 2025, a fee equal to 100% of the workshop cost will be payable
- Failure to pay by the due dates will be considered a cancellation of the booking and fees paid will be non-refundable
- Bookings made after 1 January 2025 must be paid in full

- No refunds will be made for unused portions of the workshop. The photography workshop is sold as a land package (no airfares included)
- Cancellation fees are not transferable.

Camera gear

There is really no limit to what camera gear you take. Check with your airline about weight restrictions. Whatever level of camera equipment you have, we will help to ensure you get the most out of it. Check the camera equipment checklist at the end of the brochure but if you want to discuss specific equipment for this trip, contact me.

Fitness and health considerations

Australia can be very hot and humid and sometimes participants will be required to walk on uneven terrain or tracks and hiking. A basic level of walking fitness will help, but this tour is not a hiking tour or a trekking tour so nothing extreme will be required. All walks/hikes are optional and we will always provide information the day before about what to expect so you can decide whether you want to join or not. If you have concerns about your own capabilities or health, please check with your doctor before booking a place. By signing the Registration Form, you guarantee that to the best of your knowledge, you do not have any physical or other disability that could create a risk for you or other tour participants. Once

a booking has been accepted by IP Travel Photography, medical circumstances will not be accepted as an exemption to the Cancellation Policy above.

Within the Registration Form, please indicate any health issues, allergies or dietary requirements. IP Travel Photography does not assume any responsibility or liability for medical care or special dietary requirements. If a participant becomes ill during the workshop, IP Travel Photography reserves the right to continue the tour for the benefit of the rest of the participants. IP Travel Photography will make every effort to assist you whilst trying to minimize disruption of the workshop for other participants.

Visas/Covid-19

I will provide guidance on this to obtain your visa and we will update you before the trip with regards to covid tests (if required) prior departure.

Rights

IP Travel Photography reserves the right to:

- Substitute hotels/ accommodation
- Make changes in the itinerary or transport if required due to changes in airline schedules, or when necessary. We may be forced to change or alter the itinerary due to unforeseen circumstances; please be aware, however, that we will attempt to stick as close to the original program as possible
- Cancel the workshop prior to departure, in which case a full

refund of all payments received will be given. If such an event occurred, IP Travel Photography will not be responsible for any other expenses such as non-refundable air fares, visa fees and other related expenses. The responsibility for such bookings lies with the participant. As such, IP Travel Photography recommends participants to purchase a travel protection and cancellation insurance prior to paying the first deposit

- Substitute the tour leader and guest photographer as originally specified, in which case this substitution will not entitle the participant to a refund
- Run the photography workshop without the guest photographer if the group size is less than 6 participants. This will not entitle the participant to a refund
- Accept or refuse any person as a participant in the workshop
- Change the price of the workshop at any time due to adverse currency exchange fluctuations, airline schedule changes, fuel and tax price charges
- Change the price of the workshop at any time due to major unforeseen increases in expedition related costs and may have to be adjusted as a result.

Liability

The operation of the workshop is at the sole discretion of Ignacio Palacios (IP Travel Photography Pty Ltd), having in mind the

wellbeing and interests of all participants and the safe and sensible operation of the program as specified within this itinerary IP Travel Photography does not accept any liability for the acts, omissions or default, whether negligent or otherwise of third party providers IP Travel Photography disclaims liability for any injury, damage, loss, delay, additional expense or trouble caused by force majeure or any other event which is not preventable by reasonable diligence on IP Travel Photography's part.

IP Travel Photography

IP Travel Photography is an ASIC business name with Australian Business Number 16578586693 and registered in Australia under the Business Names Registration Act 2011. IP Travel Photography Pty Ltd (Ignacio Palacios) will guide and provide photography tuition to all participants during the tour. IP Travel Photography is not a travel agent or travel service provider.





















**TO RESERVE YOUR BLACK LABEL TOUR FOR 2025
OR TO MAKE AN ENQUIRY, PLEASE EMAIL
IGNACIO@IPTRAVELPHOTOGRAPHY.COM.AU**

ip **IGNACIO PALACIOS**
TRAVEL PHOTOGRAPHY

©2024 IP Travel Photography
www.iptravelphotography.com.au