



JAPAN IN WINTER

A LAND OF UNIMAGINABLE BRILLIANCE AND BEAUTY

10-24 FEBRUARY 2026

Ignacio Palacios

JAPAN

Few places exist somewhere between reality and reverie. Japan during the months of winter is one of these places. This wonder-filled journey takes you to one of the most visually breathtaking countries in the world and gives you a rare chance to photograph Japan at her glistening best.



On this unforgettable tour, you'll photograph ancient Buddhist temples sandwiched between cloud-piercing urban skyscrapers. Capture native monkeys relaxing with human-like expressions in steaming hot springs. Witness painted geisha as they glide through traditional wooden laneways. And shoot wild winter landscapes, frosted lakes of piercing blue, and magnificent snow-capped peaks.



JAPAN IN WINTER

If you've been dreaming of a photography tour that leaves you awe-struck and inspired. A tour that not only takes your breath away but takes you outside your comfort zone, in comfort. Then this is the tour you've been waiting for...

Japan in winter is as unique as it is beautiful, and over 14 unforgettable days, you'll journey with an intimate group of passionate photographers across Japan's archipelago of islands to photograph its most extraordinary winter-scapes. From the neon lights of Tokyo to the rare birds of Hokkaido, snow monkeys to sacred shrines, it's almost impossible to articulate the wonders that are waiting for you on this adventure.

To ensure you capture the best of Japan in winter, Ignacio Palacios will be by your side every step of the way. As a multi-award-winning photographer, Ignacio will share his unique expertise, insight and best-kept professional secrets with you. With Ignacio's help you'll transform your skills as a photographer and ignite your passion for life.

Japan is a proud land of mastery and legend. On this tour, you'll walk your own path of mastery, create legendary memories, and capture images you'll share with pride.

"When you look at Japanese traditional architecture, you have to look at Japanese culture and its relationship with nature. You can actually live in a harmonious, close contact with nature – this very unique to Japan."

Tadao Ando



Shirakawago Village

TOUR HIGHLIGHTS

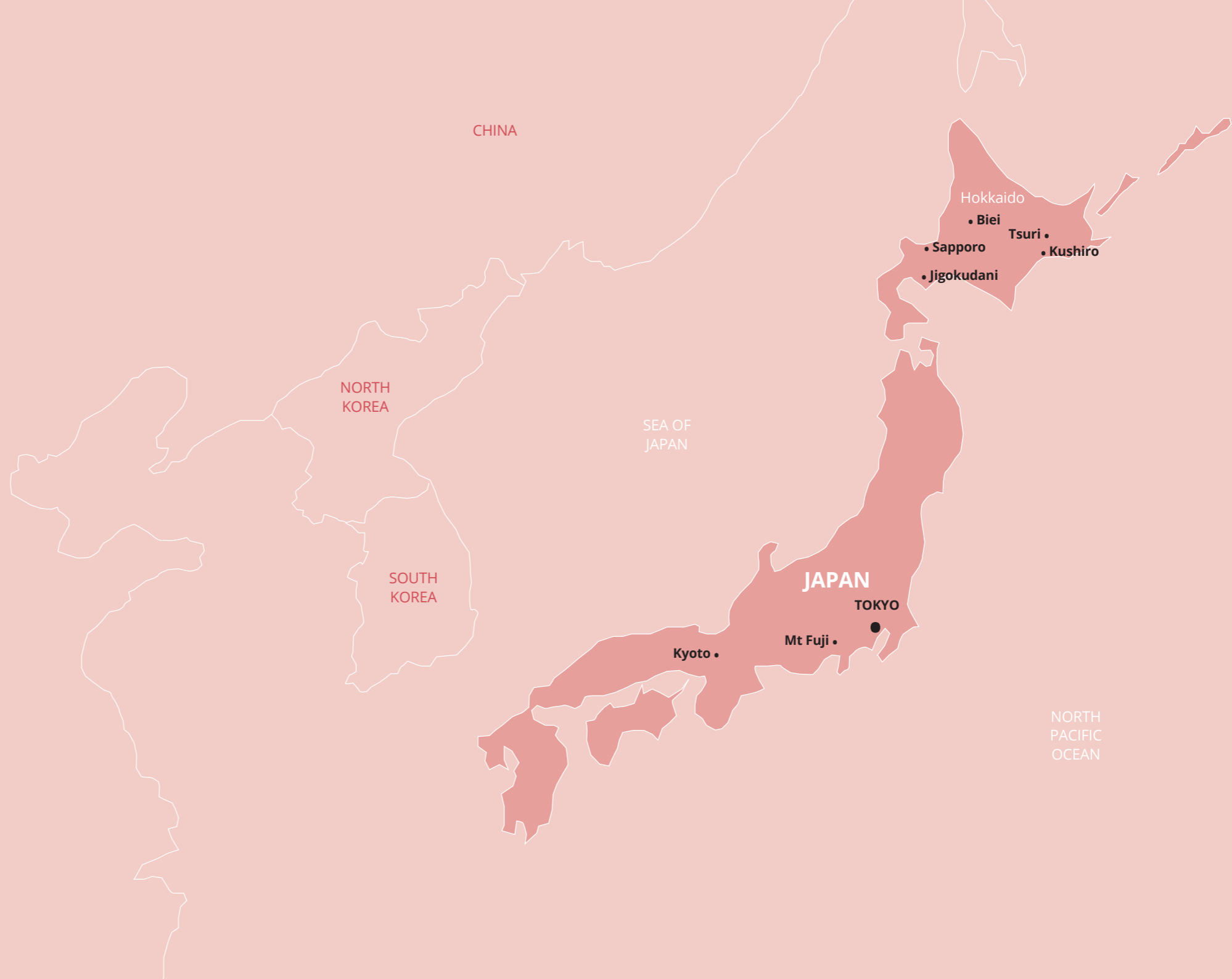
To further inspire you, here are just a few of the tour highlights:

- Visit Jigokudani to capture the snow monkeys as they soak in the hot springs.
- Experience the vibrant energy of Tokyo and capture her contrasts of ancient traditions against modern life.
- Capture the regal red-crowned cranes of Japan and Hokkaido's most beautiful winter wilderness.
- Taking inspiration from the 100Y bill, photograph the majestic Mount Fuji from the shores of Motosuko Lake, Oshino Hakkai Village and Chureito Pagoda at sunset.
- Discover some of Japan's best-kept secret locations for landscape photographers.
- Photograph the picturesque Shirakawa-go Village, with its traditional gassho-zukuri farmhouses blanketed in soft white snow.
- Take home some of Kyoto's most iconic images, including the Fushimi Inari Shrine, Arashiyama Bamboo Forest, and the Golden Pavilion.
- Step back in time to the land of geisha and tea houses as you wander the narrow streets of Gion.
- Shoot the iridescent waters of Biei's Blue Pond.
- Transform your photography skills with one-on-one tuition from a master of photography.
- Connect with passionate, like-minded photographers and adventures. Creating bonds and friendships that you'll treasure for the rest of your life.



"One day you will wake up and there won't be any more time to do the things you've always wanted. Do it now."

Paulo Coelho



ITINERARY

DAY 1 | 10 February: Welcome to Tokyo

Your photography adventure begins in dazzling Tokyo, where our English-speaking guide will meet you at the airport and guide you to our hotel. Once at the hotel you can rest, relax and prepare for two weeks of unforgettable photography, guidance and friendship.

DAY 2 | 11 February: Sparkling Tokyo

Tokyo is one of the world's most exciting and vibrant cities, and today we are going to photograph her most beautiful visual treasures set against the backdrop of winter. The day begins with a focus on Tokyo's traditional beauty, visiting the Sensoji Temple and iconic Meiji Shrine (both a must-see for every photographer). After lunch, we'll take a more modern bend, shooting Tokyo Tower, Odaiba at sunset and then the bustling Shibuya crossing after dark.

DAY 3 | 12 February: Majestic Mount Fuji and the Journey of the 100Y Bill

Today's photography adventure takes inspiration from Japan's 100Y bill, as we photograph the magnificent Mount Fuji, from not one, but three locations.

Our first stop is Oshino Hakkai Village. A village that boasts eight ponds intertwined with quaint bridges, walkways and Mount Fuji towering in the background. We then shoot Mount Fuji from the shores of Motosuko Lake, giving you the chance to stand in the location made famous by the 100Y bill.

After lunch, we take a small detour to visit the Shiraito Waterfalls, which is simply breathtaking in winter, before journeying to the Chureito Pagoda to capture the colours of Chureito and Mount Fuji as the sun sets and nightfall sets in.

“Develop a passion for learning. If you do, you will never cease to grow.”

Anthony J. D'Angelo



Shibuya Crossing Tokyo





DAY 4 | 13 February: The secret beauty of Onioshidashi

Japan holds many secrets, and today we're going to visit one of them, the striking Onioshidashi Park. Onioshidashi Park is a landscape of dramatic black volcanic stones with a small shrine resting in its centre. During the months of winter, the contrast of the black stones against the white snow creates a stunning vista for us to photograph.

After Onioshidashi we'll journey to Nagano to photograph sunset above the clouds from the Sora Terrace.

DAY 5 | 14 February: Jigokudani's Joyful Snow Monkey

This morning will definitely be a tour highlight, as we visit Jigokudani to photograph the famous Snow Monkeys (or Japanese Macaques). We dedicate the whole morning to photographing the monkeys as they enjoy the warm waters of the hot springs against a backdrop of snow.

After lunch, we return to the mountain-ringed city of Nagano to capture the unique beauty of this temple centred city, including the magnificent Zenko-ji Temple.

To mark the end of an incredible day, we'll dine at Nabe. You'll get to indulge in a piping hot bowl of Noroshi Nabe (Hot Pot), served with locally grown iyama rice-balls from the comfort of our private igloo.

DAY 6 | 15 February: Matsumoto Castle & the snow-covered Shirakawa-go Village

Following a delicious breakfast, we'll make our way to Matsumoto Castle. The castle is one of only five castles celebrated as a national treasure, and is the oldest castle donjon in Japan.

After lunch, we visit the picturesque Shirakawa-go Village in the Shogawa River Valley. Imagine traditional gassho-zukuri farmhouses with steep thatched roofs blanketed in snow. This is what awaits in the world-heritage-listed Shirakawago.

In the evening we travel to Kanazawa to enjoy a well-deserved night of rest.

DAY 7 | 16 February: The Cultural Delights of Kanazawa

The array of cultural attractions in Kanazawa will fill our day with an abundance of creative inspiration. Beginning with the enchanting Kenrokuen Garden, one of Japan's top three gardens. We then visit the beautifully preserved historic area Higashi-chaya, where you'll meander through traditional wooden buildings, teahouses and feel as if you've taken a step back in time to the age of Geisha and Samurai.

Late afternoon, we'll travel on Japan's iconic bullet train, the JR Ltd. Express "Thunderbird #30" to Kyoto.

DAY 8 | 17 February: Iconic Kyoto: Arashiyama Bamboo Forest, the Golden Pavilion and more

Kyoto is without rival one of Japan's most photogenic cities and home to some of the country's most iconic images. A city of architectural masterpieces, atmospheric temples, and stunning gardens, Kyoto is truly a photographer's paradise.

We leave early morning to visit Arashiyama so you can shoot the Bamboo Grove before the crowds arrive. We then photograph the Kinkaku-ji Temple (the famed Golden Pavilion), visit Kiyomizudera Temple for a tea ceremony, and spend the afternoon strolling the scenic narrow lanes and traditional buildings of Ninenzaka and Sannenzaka.

Capturing the sun as it sets over the beautiful Kiyomizudera Temple.

As evening falls, we visit the romantic Shirakawa River to see the Japanese gardens before enjoying dinner at one of the city's best Teppanyaki restaurants.

DAY 9 | 18 February: Iconic Kyoto: Fushimi Inari Shrine, Nijo Castle, Gion, Geisha and more

One day is simply not enough in Kyoto.

We leave early again, this time giving you the chance to shoot the famous Fushimi Inari Shrine before the torrent of tourists arrives. Nijo Castle is the next must-photograph destination on our Kyoto adventure before we take time to enjoy lunch and a little shopping in the Teramachi arcades and Nishiki Food Market.

"But unless we are creators we are not fully alive."

Madeleine L'Engle



Arashiyama Bamboo Grove





Late afternoon we'll journey into the heart of Gion, Kyoto's famous Geisha district, to photograph the atmospheric streets and visit Kenninji Temple, which is simply stunning at night.

To celebrate our last night in Kyoto we've arranged a private maiko performance as we enjoy a mouth-watering dinner together.

DAY 10 | 19 February: Journey to Sapporo

It's time for a little "me-time", let's be honest, you've earned it. The morning is yours to enjoy at your leisure. You can take the time to rest, explore more of Kyoto, or participate in one of Ignacio's private processing lessons. It's up to you.

Early afternoon we take a short flight north to Sapporo, where we embark on our unforgettable photographic exploration of Hokkaido in winter. Of course, we must mark our arrival in Sapporo with a refreshing pint at the Sapporo Beer Museum before shooting Odori Park and Sapporo Tower at sunset.

DAY 11 | 20 February: The Brilliance of Biei's Blue Pond and Shirahige Waterfall

Imagine an iridescent lake of almost ethereal beauty, shrouded by glistening ice forests. This is Biei's Blue Pond during the winter months, and you'll have the opportunity to photograph this unforgettable landscape firsthand.

As we journey deeper into the heart of the Biei region, we'll also stop at the Shirahige Waterfall. This time of year, the waterfall makes a striking subject and will fill you with endless inspiration.

Shirahige Waterfall

**DAY 12-14 | 21-23 February January:
Red-Crowned Cranes and Hokkaido's
Winter Wonderland**

You're about to embark on a wildlife and landscape photography experience you'll never forget. Over three days, you'll have the privilege of photographing the famous red-crowned cranes of Hokkaido whilst also enjoying the freedom to explore and shoot the region's wild landscapes.

The red-crown cranes are believed to represent longevity and have long played a particular part in Japanese mythology. Under Ignacio's expert guidance, you will capture and create images that will play a part in your own legacy as a photographer.

DAY 15 | 24 February: A fond farewell

After a hearty breakfast, filled with laughter and fond memories, we travel to Kushiro Airport, where we say a fond farewell, but not goodbye, and you can begin your journey home - with your memory cards full of images you can't wait to share and showcase.

"The goal isn't to live forever it's to create something that will."

Chuck Palahnuik



Red-Crowned Cranes in Hokkaido

PHOTOGRAPHY EXPERIENCE

Central to this unforgettable tour is YOU. Through Ignacio's guidance, you'll not only learn the secrets of the masters, but you'll take your photography skills to the next level and leave your Japanese adventure with a collection of powerful, moving photographs that you'll share with pride.

Some of the photography skills you'll learn throughout the tour include:

- The art of composition
- Post-processing techniques tips and tricks
- How to work with light
- Optimising your equipment and filters
- Pre-visualisation and the creative process
- The unique techniques of landscape photography, wildlife photography, portrait photography, while also touching on aerial, black and white, and night photography
- Ignacio will also be there to offer one-on-one guidance on other specific skills you'd personally like to master.

Camera Skills

The best way to learn the art of photography is by taking photos. So Ignacio will be by your side in the field sharing insight and guidance as you shoot. Helping you create great photos as you shoot. No matter your skill level or equipment, you'll learn the craft with an award-winning master.

The Creative Process

Throughout the tour, you'll also have the opportunity to process and enhance your images using Lightroom, Photoshop, Capture One and other editing software. Learning first-hand how to create photographs that tell a story, evoke emotion and ultimately help you find your unique style and personality as an artist.

Critique Session

Should you dream of entering competitions, or simply wish to push yourself as a photographer, critique sessions are an invaluable part of the learning process. Ignacio will offer one-on-one critique sessions during the tour. Providing constructive evaluation and feedback supported by recommendations and tips through the eyes of a professional. While having your work critiqued can feel overwhelming at first, this is one of the most powerful ways to improve your skills as a photographer.

Level of photography

All skills levels are welcome. Whether you're a beginner or expert, the tour is designed to cover all aspects of image capture and post processing as it applies to where you are on your photography journey. As for equipment, we can help you optimise the equipment you chose to use from mobile phone to tablets, compact camera to digital SLR cameras.

Physical considerations

While you'll be experiencing Japan in style there will be times when the group needs to embark on a walk/hike to visit and photograph the best locations. As part of the pre-tour planning, we ask you share any existing health conditions with us so we may plan for your comfort and safety.

“My strongest motivation is to create. I want to create beautiful images of natural subjects that can inspire others and the joy comes from sharing those incredible moments.”

Ignacio Palacios





IGNACIO PALACIOS

When it comes to photography and travel, few can rival Ignacio Palacios' experience, skill, and passion. A third-generation photographer, Ignacio has been honoured with over 100 prestigious photography prizes and awards from around the world and has travelled to over 100 countries in his 25 years career. It's little wonder he's developed a reputation as a leading photographer in the fields of travel, landscape, and nature photography.

Born in Spain, Ignacio now calls Sydney, Australia home – though his unmistakable Spanish spirit continues to influence his work and define his signature style.

Combining his love of travel and photography has proved a powerful combination, and today Ignacio leads some of the world's best photography tours to incredible destinations around the world. As an AIPP double Master of Photography, Ignacio shares his insight, experience, and technique with his clients to help them find their own success and joy on their photographic journey.


"I hope that through my images and my tours, I can open people's eyes to the incredible world we live in. I want to give my guests both travel and photographic experience. We are privileged to have such a beautiful planet and it's our responsibility to respect, cherish and protect it."

Ignacio's distinct, award-winning style can be defined by his mastery of composition, colour, and light. With his minimalistic style and unique ability to connect with his audience through storytelling through his images, Ignacio invites his audience to experience the subject not as how he captured it, but how he experienced it, evoking an emotional connection between the viewer, subject and artist.

Photography and travel will always be Ignacio's passion, and he is dedicated to helping others ignite their passion too.

Awards

- Spanish Professional Photography Awards (AFP) – Landscape Winner (LUX Gold) 2014
- Australian Photographic Prize – Category Winner – Scenic, Travel 2023
- Australian Photographic Prize – Category Finalist – Wildlife 2023
- APPA AIPP Landscape Photographer of the Year – Runner-Up 2016
- APPA AIPP Creative Photographer of the Year – Runner-Up 2019
- Head On Landscape Prize – Exhibited Finalist 2013, 2016, 2018, Semifinalist 2019, 2023
- Head On Portrait Prize – Exhibited Semifinalist 2023
- NSW AIPP Professional Photographer of the Year – Overall Winner 2018
- NSW AIPP Professional Travel Photographer of the Year – Winner 2017, 2018, 2019
- NSW AIPP Professional Nature Photographer of the Year – Winner 2016, 2017/Finalist 2018, 2019
- NSW AIPP Professional Landscape Photographer of the Year – Finalist 2014, 2016 2017/Winner 2018
- NSW Epson Signature Worthy Award – Winner 2017
- APPA AIPP Photographic Book of the Year – Finalist 2018, 2019
- ANZANG Australian Geographic Nature Photographer of the year – Finalist 2013
- National Geographic Travel Contest – Finalist and Editors choice 2013
- Travel Photographer of the Year – Finalist (TPOTY) 2013, 2014, 2015, 2016, 2017, 2018, 2019, 2021
- Travel Photographer of the Year – Category Winner and Portfolio Runner-Up 2019, Category Runner-Up 2021
- TPOTY – Highly Commended 2014, 2015, Commended 2018, 2 x Special Mentions 2019
- International Landscape Photographer of the Year – Category Winner 2016, 2018, 2019
- EPSON Pano Awards Open Competition – Top 50: 2016, 2017, 2018
- IPA (International Photography Awards) – Finalist 2009, Honorable Mention 2009, 2013, 2015, 2019
- International Loupe Awards – Runner up 2010, Finalist 2009, 2011, 2012, 2013
- Wildlife Photographer of the Year – Final Round 2013, 2015, 2016, 2018, 2019
- GDT European Nature Photographer of the Year – Finalist 2017
- MontPhoto Landscape – Finalist 2020
- Eyes on Asia Awards – Runner Up 2013
- FOCUS Awards – Image of the Year 2016, 2018



Hokkaido Winter Landscape

"I believe that photography can be way of change and I feel an obligation and responsibility to share what I have captured and created with my camera in the hope that I can not only inspire people to take better images but to care for the environment."

Ignacio Palacios

CHECKLIST

Camera equipment

- DSLR. To bring a couple of bodies is always recommended. (check your baggage allowance with your airline/travel agent)
- Tripod with quick release plate
- Standard zoom, wide angle and telephoto lenses
- Plenty of batteries and a couple of chargers
- Shutter cable release
- Polarising filter and ND filters
- Laptop computer with Photoshop and Lightroom and/or Capture One
- External backup drives (SSD recommended) and memory cards for storage
- As a Nikon photographer, Ignacio plans to bring two bodies and lenses that cover the range of 24mm to 400mm plus a x1.4 teleconverter, a 24-70mm f2.8 70-200mm f2.8 and possibly a 180-400 f4 and a 400mm f2.8 prime.

What to bring, clothing and other

- Water bottle (1lt) to avoid the use of plastic bottles for mineral water. Our guide will make sure to refill your bottle whenever necessary.
- Sun block and sun glasses (protection against UV)
- Hat
- As we're travelling in winter, the temperatures can average 2°C (35°F) to highs of 9°C (48°F) in the south and -7°C (19°F) to highs of 0°C (32°F) in the north.
- Comfortable waterproof or water resistant hiking boots.
- You may wish to bring swimwear for hotel pools and hot springs.

What to wear

We recommended you pack for the cold with a ski jacket, warm sweaters, long-sleeve thermal undershirts, warm long pants, good quality gloves and socks, headwear and comfortable boots designed for walking in the snow.

Luggage preparations

- We recommend you shrink-wrapping your baggage at your departure airport
- Ensure your telephoto lenses are packed in protective casings designed for this specific lens
- We also suggest you carry your camera equipment as carry-on luggage where possible in the event your luggage is delayed or lost, you can still shoot the moment you arrive.

IP Travel Photography reserves the right to cancel this workshop. In the event of this happening, all payments received will be refunded but participants shall have no further claim against IP Travel Photography arising from such cancellation. Any such refund will not include payments for any bookings for other services made in addition to the itinerary outlined above. The responsibility for such bookings lies with the participant. As such, IP Travel Photography recommends participants to purchase a travel protection and cancellation insurance prior to paying the deposit.


To reserve your place for 2026 or to make an enquiry, please email ignacio@iptravelphotography.com.au

“Beauty can be seen in all things, seeing and composing the beauty is what separates the snapshot from the photograph.”

Matt Hardy



Note: A much more detailed list of equipment and what to bring to the trip will be provided to all participants closer to the time of departure.



Fushimi Inari Shrine

TERMS AND CONDITIONS



WORKSHOP DATES AND PRICES

Tour dates: **10 – 24 January 2026**

Arrival and departure: the tour commences in **Tokyo** and finishes in **Kushiro**

Standard trip: **US\$19,990** per person/twin share
Optional single supplement: **US\$2,490**

Maximum **8** participants

A deposit of **US\$3,000** is required when you book the workshop

Accommodation: you'll enjoy a carefully curated collection of high-quality hotels across Japan. Each hotel will offer the best in service, facilities, connection and all the creature-comforts you could need.

Terms of payment

- A deposit of **US\$3,000** must be paid to secure your place. The deposit is non-refundable unless you can sell your place to someone else
- Note: the workshop is quoted in US\$. To calculate the rate in AU\$, the currency exchange rate will be obtained from the Westpac website at the time of transferring the deposit and balance (<https://www.westpac.com.au/personal-banking/services/currency-converter/>). If you are located outside Australia, I accept payments in US\$ through PayPal only
- The online Registration Form must be filled in and signed by each participant at the time of paying the first deposit. Participation will be declined otherwise

- The remaining balance must be paid on or before **1 July 2025**

- Bookings will be accepted strictly in the order they are received
- Important: the workshop requires a minimum of 6 participants to run so please don't book your flights until the trip has been confirmed.

What's included

- Full 15 days/14 nights in Japan
- All meals
- All accommodation
- All excursions
- English speaking guide
- All local taxes
- Internal transport, transfers and flights

What's not included

- Flights to Tokyo and from Kushiro
- Overnight accommodation prior to and following the expedition
- Travel and cancellation insurance. Please note that travel insurance with emergency evacuation is mandatory as a condition of booking
- Visas (if required)
- Camera/Equipment Insurance
- Optional personal activities
- Alcohol consumption, extra beverages and souvenirs purchased during the tour
- Any other personal expenses
- Tips/gratuities.

Note on tips: gratuities for local guides, hotel staff, butlers etc. are not included on this tour. However, if you feel that any staff has given you exceptional service, it is entirely appropriate to tip them. We emphasize that such tips should be at your own discretion and based solely on the level of your service satisfaction.

Cancellation Policy

A written notice of any cancellation must be received by you at which time the following cancellation fees will apply:

- If cancelled between 1 July to 1 October 2025, 60% of the workshop cost will be payable
- If cancelled after 1 October 2025, a fee equal to 100% of the workshop cost will be payable
- Failure to pay by the due dates will be considered a cancellation of the booking and fees paid will be non-refundable

- Bookings made after 1 October 2025 must be paid in full
- No refunds will be made for unused portions of the workshop. The photography workshop is sold as a land package (no airfares included)
- Cancellation fees are not transferable.

Camera gear

There is really no limit to what camera gear you take. Check with your airline about weight restrictions. Whatever level of camera equipment you have, we will help to ensure you get the most out of it. Check the camera equipment checklist at the end of the brochure but if you want to discuss specific equipment for this trip, contact me.

Fitness and health considerations

Sometimes participants will be required to walk on uneven terrain or tracks and hiking. A basic level of walking fitness will help, but this tour is not a hiking tour or a trekking tour so nothing extreme will be required. If you have concerns about your own capabilities or health, please check with your doctor before booking a place. By signing the Registration Form, you guarantee that to the best of your knowledge, you do not have any physical or other disability that could create a risk for you or other tour participants. Once a booking has been accepted by IP Travel Photography, medical circumstances will not be accepted as an exemption to

the Cancellation Policy above.

Within the Registration Form, please indicate any health issues, allergies or dietary requirements. IP Travel Photography does not assume any responsibility or liability for medical care or special dietary requirements. If a participant becomes ill during the workshop, IP Travel Photography reserves the right to continue the tour for the benefit of the rest of the participants. IP Travel Photography will make every effort to assist you whilst trying to minimize disruption of the workshop for other participants.

Visas

Australian citizens with a valid passport travelling to Japan are not required to obtain a visa to enter Japan if the trip is for less than 90 days.

USA citizens with a valid passport do not require a visa for stays of less than 90 days British citizens with a valid passport can enter Japan as a visitor for up to 90 days without a visa.

All travellers should contact their local embassy to confirm all visa and travel requirements at least 6 months prior to departure.

Rights

IP Travel Photography reserves the right to:

- Substitute hotels/accommodation
- Make changes in the itinerary or transport if required due to changes in airline schedules, or when necessary. We may be forced to change or alter the itinerary due to unforeseen

circumstances; please be aware, however, that we will attempt to stick as close to the original program as possible

- Cancel the workshop prior to departure, in which case a full refund of all payments received will be given. If such an event occurred, IP Travel Photography will not be responsible for any other expenses such as non-refundable air fares, visa fees and other related expenses. The responsibility for such bookings lies with the participant. As such, IP Travel Photography recommends participants to purchase a travel protection and cancellation insurance prior to paying the first deposit
- Substitute the tour leader and guest photographer as originally specified, in which case this substitution will not entitle the participant to a refund
- Run the photography workshop without the guest photographer if the group size is less than 6 participants. This will not entitle the participant to a refund
- Accept or refuse any person as a participant in the workshop
- Change the price of the workshop at any time due to adverse currency exchange fluctuations, airline schedule changes, fuel and tax price charges
- Change the price of the workshop at any time due to major unforeseen increases in expedition related costs and may have to be adjusted as a result.

Liability

The operation of the workshop is at the sole discretion of Ignacio Palacios (IP Travel Photography Pty Ltd), having in mind the wellbeing and interests of all participants and the safe and sensible operation of the program as specified within this itinerary IP Travel Photography does not accept any liability for the acts, omissions or default, whether negligent or otherwise of third party providers IP Travel Photography disclaims liability for any injury, damage, loss, delay, additional expense or trouble caused by force majeure or any other event which is not preventable by reasonable diligence on IP Travel Photography's part.

IP Travel Photography

IP Travel Photography is an ASIC business name with Australian Business Number 16578586693 and registered in Australia under the Business Names Registration Act 2011. IP Travel Photography Pty Ltd (Ignacio Palacios) will guide and provide photography tuition to all participants during the tour. IP Travel Photography is not a travel agent or travel service provider.





















**TO RESERVE YOUR PLACE FOR 2026
OR TO MAKE AN ENQUIRY, PLEASE EMAIL
IGNACIO@IPTRAVELPHOTOGRAPHY.COM.AU**



IGNACIO PALACIOS
TRAVEL PHOTOGRAPHY

©2024 IP Travel Photography
www.iptravelphotography.com.au