



BRAZIL
PANTANAL AND LENÇÓIS MARANHENSES

25 JULY - 3 AUGUST 2026

Ignacio Palacios

RIO DE JANEIRO

Rio de Janeiro is a huge seaside city in Brazil, famed for its Copacabana and Ipanema beaches, 38m Christ the Redeemer statue atop Mount Corcovado and for Sugarloaf Mountain, a granite peak with cable cars to its summit. Part of the city has been designated as a World Heritage Site, named "Rio de Janeiro: Carioca Landscapes between the Mountain and the Sea" as a Cultural Landscape.



PANTANAL

The Pantanal (UNESCO World Heritage Site) is a natural region encompassing the world's largest tropical wetland area. The name "Pantanal" comes from the Portuguese word pântano, meaning wetland. This is a better place to see wildlife than the Amazon. The dense foliage of the Amazon makes it hard to observe the animals, unlike the open marshes of the Pantanal. These marshes are home to an huge variety of life, from jaguars to jabiru storks, so if you like to see animals in their natural environment, the Pantanal is the destination.

LENÇÓIS MARANHENSES NATIONAL PARK

Lying just outside the Amazon Basin, the region has a regular rainy season at the beginning of the year. The rains cause a peculiar phenomenon: fresh water collects in the valleys between sand dunes and is prevented from percolating down by a layer of impermeable rock underneath the sand. The result is a vast network of blue, green, and black lagoons surrounded by white sands and bordered by a river and an ocean.

BRAZIL

This photography workshop is a unique opportunity to visit some of the most amazing places on this planet led by Master Photographer Ignacio Palacios.

During this photography tour in Brazil we will focus on two world heritage sites: Pantanal and Lençóis Maranhenses National Park. We will photograph them from the air, boat and jeeps. If you have time and can arrive to Rio de Janeiro one or two days earlier, you can visit this beautiful city solo and/or perhaps add a side trip to Iguazu Falls at the end of your trip.

Pantanal

Photographing in the Pantanal, especially the majestic jaguars, is an experience beyond compare. As the world's largest tropical wetland, the Pantanal offers a stunning backdrop of lush landscapes, winding rivers, and diverse wildlife. With its vast expanses and unique ecosystem, capturing the elusive jaguars in their natural habitat is a photographer's dream come true. The thrill of tracking these magnificent big cats through the dense foliage, observing their behavior, and finally immortalizing their beauty through the lens is truly exhilarating. Each photograph tells a story of resilience and harmony within this enchanting wilderness, making every moment spent in the Pantanal an unforgettable adventure for photographers and nature enthusiasts alike.

Lençóis Maranhenses

Photographing at Lençóis Maranhenses, particularly from the air, is an awe-inspiring experience that transports photographers into a realm of surreal beauty. As the sunlight dances upon the pristine, undulating sand dunes adorned with crystal-clear lagoons, a mesmerizing landscape unfolds below. From the vantage point of a small aircraft or helicopter, photographers have the opportunity to capture the breathtaking expanse of this natural wonder from a unique perspective. The interplay of light and shadow creates dynamic contrasts, revealing intricate patterns and textures that seem to stretch endlessly into the horizon. Each aerial photograph showcases the ethereal charm of Lençóis Maranhenses, where the harmony of sand and water paints a canvas of serenity and wonder, inviting viewers to immerse themselves in the sheer magnificence of this extraordinary destination.

Traveling with Ignacio, you will see this iconic land at its best and if your partner is not a keen photographer, we would invite you to bring her/him along as you will both enjoy the rich photo opportunities as well as an amazing cultural experience and natural wonders.

With its wild landscapes, wildlife and rich cultural heritage, Brazil will feed the imagination of any traveler/photographer.

“Brazil, a country where vibrant cultures, breathtaking landscapes, and endless possibilities converge to create an unforgettable tapestry of beauty and diversity.”



ITINERARY

DAY 1 | 25 July: arrival in Rio de Janeiro

Arrival in Rio de Janeiro, gathering and drinks, presentations, briefing and welcome dinner.

If you arrive to Rio one day before start, please let me know to book extra nights.

Overnight in Rio, Hotel TBA, 4 stars (we will stay at Copacabana, a safe and cosmopolitan part of the city with lots of restaurants).

DAY 2 | 26 July: flight to Cuiabá

Flight to Cuiabá (5.5–6hrs) and transfer from Cuiabá airport to our Hotel in Pantanal. From Cuiabá Airport to Hotel Pantanal Norte is about 4–5hrs by shuttle.

This is a long travel day so our adventure with Pantanal Norte Hotel Jaguar Safari will start in the morning. Hotel check-in and rest.

Overnight in Pantanal Norte Hotel.

DAY 3 | 27 July: Pantanal Jaguar safari

Jaguar safari (full day). We depart by boat early in the morning with break at noon for lunch at the hotel. At around 3pm we return to the river to continue the safari until after sunset.

DAY 4 | 28 July: Pantanal Jaguar safari

We will do another Jaguar safari tour. It is an amazing tour and it is worth doing it twice. We might also be able to see many birds, like the tuiuiús, caimans, capibaras, ariranhas, etc.

Jaguars are often visible only at the boat tour, (they are on the shores of Cuiabá River) Overnight in Pantanal Norte Hotel.

DAY 5 | 29 July: Pantanal


Sunrise photographing around the hotel area. Lots of birds, including toucans and macaws and Vitória Régias. Transfer to Cuiabá to take the flight to São Luiz do Maranhão.

DAY 6 | 30 July: flight from Cuiabá to São Luiz do Maranhão

Transfer from São Luiz do Maranhão to Barreirinhas (4hrs). Depending on our arrival time, we will start our adventure at the Lençóis Maranhenses National Park in the afternoon for our first sunset shot.

Overnight in Barreirinhas – Porto Preguiças Resort or similar.

“Pantanal: where nature’s grandeur unfolds in a symphony of life, echoing the untamed spirit of the wild.”













DAY 7 | 31 July: Lençóis Maranhenses National Park – Aerial photography/first flight

Lençóis Maranhenses National Park.

Aerial photography at sunrise. Overnight in Barreirinhas – Porto Preguiças Resort.

Sunset shot at the National Park. Overnight in Barreirinhas – Porto Preguiças Resort.

DAY 8 | 1 August: Lençóis Maranhenses National Park

Tours at Lençóis Maranhenses National Park.

Boat tour in Preguiças River to Atins and to Caburé, visiting on the way Vassouras (also called “Little Lençóis”). At sunset, we will photograph the amazing Guarás birds coming back to their nests.

Overnight in Barreirinhas – Porto Preguiças Resort.

DAY 9 | 2 August: Lençóis Maranhenses National Park – Aerial photography/second flight

Free time in the morning to process your images and select a few for the critique session. Otherwise, enjoy the hotel, located on the shores of Preguiças River.

Aerial photography over the dunes at noon (different flying path). After lunch, shuttle to São Luiz do Maranhão.

São Luiz is a nice city, we will visit the historic centre in the afternoon/evening.

Critique session and farewell dinner. Overnight in São Luiz – Hotel Luzeiros.

DAY 10 | 3 August: end of trip

Flight back from São Luiz to Rio de Janeiro early in the morning and back home.

End of trip.







Central to this unforgettable tour is YOU. Through Ignacio's guidance, you'll not only learn the secrets of the masters, but you'll take your photography skills to the next level and leave your South American adventure with a collection of powerful, moving photographs that you'll share with pride.

Some of the photography skills you'll learn throughout the tour include:

- How to photograph animals in the wild, shutter speed/ISO/Focus
- The art of composition, capture the moment – what makes a good picture
- Post-processing techniques tips and tricks
- Creative post-processing – for those of you who are keen to break the rules
- How to work with light
- Optimising your equipment and filters
- Pre-visualisation and the creative process
- The unique techniques of landscape photography, wildlife photography, portrait photography, while also touching on aerial, black and white, and night photography
- Ignacio will also be there to offer one-on-one guidance on other specific skills you'd personally like to master.

Camera Skills

The best way to learn the art of photography is by taking photos. So Ignacio will be by your side in the field sharing insight and guidance as you shoot. Helping you create great photos as you shoot. No matter your skill level or equipment, you'll learn the craft with an award-winning master.

The Creative Process

Throughout the tour, you'll also have the opportunity to process and enhance your images using Lightroom, Photoshop, Capture One and other editing software. Learning first-hand how to create photographs that tell a story, evoke emotion and ultimately help you find your unique style and personality as an artist.

Critique Session

Should you dream of entering competitions, or simply wish to push yourself as a photographer, critique sessions are an invaluable part of the learning process. Ignacio will offer one-on-one critique sessions during the tour. Providing constructive evaluation and feedback supported by recommendations and tips through the eyes of a professional. While having your work critiqued can feel overwhelming at first, this is one of the most powerful ways to improve your skills as a photographer.

Level of photography

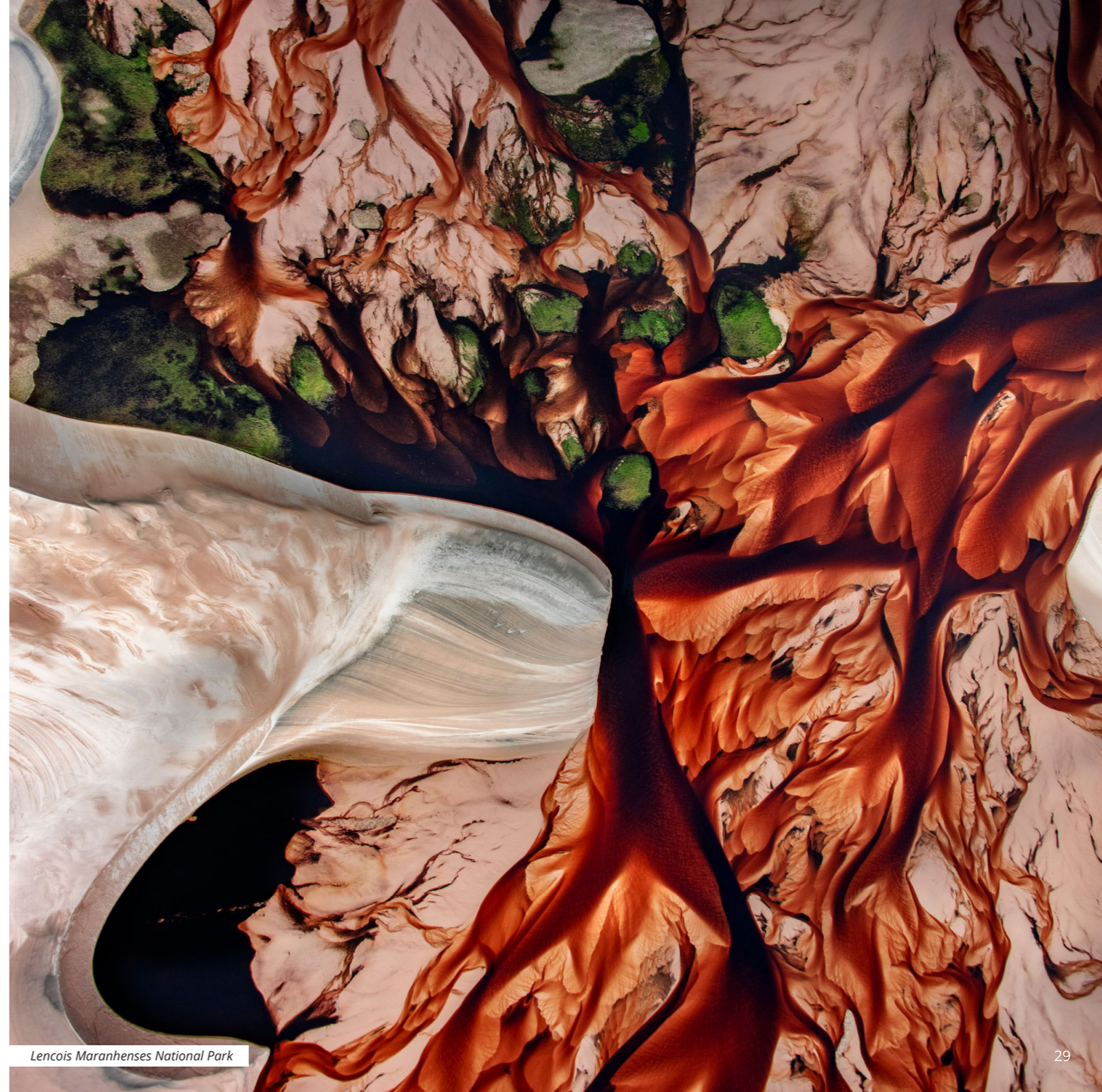
All skills levels are welcome. Whether you're a beginner or expert, the tour is designed to cover all aspects of image capture and post processing as it applies to where you are on your photography journey. As for equipment, we can help you optimise the equipment you chose to use from mobile phone to tablets, compact camera to digital SLR cameras.

Physical considerations


While you'll be experiencing Brazil in style there will be times when the group needs to embark on a walk/hike to visit and photograph the best locations. As part of the pre-tour planning, we ask you share any existing health conditions with us so we may plan for your comfort and safety.

“My strongest motivation is to create. I want to create beautiful images of natural subjects that can inspire others and the joy comes from sharing those incredible moments.”

Ignacio Palacios



Lençois Maranhenses National Park





IGNACIO PALACIOS

When it comes to photography and travel, few can rival Ignacio Palacios' experience, skill, and passion. A third-generation photographer, Ignacio has been honoured with over

100 prestigious photography prizes and awards from around the world and has travelled to over 100 countries in his 25 years career. It's little wonder he's developed a reputation as a leading photographer in the fields of travel, landscape, and nature photography.

Born in Spain, Ignacio now calls Sydney, Australia home – though his unmistakable Spanish spirit continues to influence his work and define his signature style.

Combining his love of travel and photography has proved a powerful combination, and today Ignacio leads some of the world's best photography tours to incredible destinations around the world. As an AIPP double Master of Photography, Ignacio shares his insight, experience, and technique with his clients to help them find their own success and joy on their photographic journey.

"I hope that through my images and my tours, I can open people's eyes to the incredible world we live in. I want to give my guests both travel and photographic experience. We are privileged to have such a beautiful planet and it's our responsibility to respect, cherish and protect it."

Ignacio's distinct, award-winning style can be defined by his mastery of composition, colour, and light. With his minimalistic style and unique ability to connect with his audience through storytelling through his images, Ignacio invites his audience to experience the subject not as how he captured it, but how he experienced it, evoking an emotional connection between the viewer, subject and artist.

Photography and travel will always be Ignacio's passion, and he is dedicated to helping others ignite their passion too.




"I believe that photography can be way of change and I feel an obligation and responsibility to share what I have captured and created with my camera in the hope that I can not only inspire people to take better images but to care for the environment."

Ignacio Palacios



Lencois Maranhenses National Park

TERMS AND CONDITIONS



WORKSHOP DATES AND PRICES

Tour dates: **25 July – 3 August 2026**

The tour starts and ends in **Rio de Janeiro**

Standard cost: **US\$12,990** per person;
Optional single supplement: **US\$1,490**

Maximum **8** participants

A deposit of **US\$3,000** is required when you book the workshop

Terms of payment

- A deposit of US\$3,000 must be paid to secure your place. The deposit is non-refundable unless you can sell your place to someone else. You will get refunded if the tour did not go ahead
- The Registration Form must be filled in and signed by each participant at the time of paying the first deposit. Participation will be declined otherwise
- The remaining balance must be paid on or before **1 February 2026**
- Bookings will be accepted strictly in the order they are received
- Important: the workshop requires a minimum of 4 participants to run so please don't book your flights until this has been confirmed.

What's included

- 10 days (9 nights) in Brazil (and Argentina)
- Transportation and accommodation
- Two aerial flights over the Lençóis Maranhenses National Park and Sand Dunes (Black River)
- English speaking guide/photographer throughout the tour
- Mineral water during excursions
- All local taxes
- Entrance fees in the parks/reserves
- Local guide at Iguazu falls

What's not included

- Airfares from Australia/US and other international destinations
- Three internal flights in Brazil and transfers to/from airport
- Travel insurance with emergency evacuation is mandatory as a condition of booking
- Visas (see information about Visas below)
- Camera/Equipment Insurance
- Optional personal activities
- Alcohol consumption and extra beverages
- Tips to the local guides along the way
- Any other personal expenses.

Cancellation Policy

A written notice of any cancellation must be received by you at which time the following cancellation fees will apply:

- If cancelled between 1 January 2026 and end of March 2026, 60% of the workshop cost will be payable
- If cancelled between 1 April 2026 and before departure, a fee equal to 100% of the workshop cost will be payable
- Failure to pay by the due dates will be considered a cancellation of the booking and fees paid will be nonrefundable
- Bookings made after 1 January 2026 must be paid in full
- No refunds will be made for unused portions of the workshop. The photography workshop is sold as a land package (no airfares included)
- Cancellation fees are not transferable.

Camera gear

There is really no limit to what camera gear you take but we always recommend to travel light! Check with your airline about weight restrictions. Whatever level of camera equipment you have, we will help to ensure you get the most out of it.

Fitness and health considerations

This workshop has been planned within the ability of average people in good health conditions.

Participants will be required to walk on uneven terrain or tracks and hiking. A basic level of walking fitness will help, but this tour is not a hiking tour or a trekking tour so nothing extreme will be required. If you have concerns about your own capabilities or health please check with your doctor before booking a place.

By signing the Registration Form, you guarantee that to the best of your knowledge, you do not have any physical or other disability that could create a risk for you or other tour participants. Once a booking has been accepted by IP Travel Photography, medical circumstances will not be accepted as an exemption to the Cancellation Policy above.

Within the Registration Form, please indicate any health issues, allergies or dietary requirements. IP Travel Photography does not assume any responsibility or liability for medical care or special dietary requirements.

If a participant becomes ill during the workshop, IP Travel Photography reserves the right to continue the tour for the benefit

of the rest of the participants. IP Travel Photography will make every effort to assist you whilst trying to minimize disruption of the workshop for other participants.

Visas

Citizens from Australia, Canada, and the United States can apply for an eVisa by visiting <https://brazil.vfsevisa.com/>.

In case of doubts about your application, please send an email to brazilevisa@vfsglobal.com.

You may also use VFS Global chat at <https://brazil.vfsevisa.com/contact-us>.

Rights

IP Travel Photography reserves the right to:

Substitute hotels/accommodation

Make changes in the itinerary or transport if required due to changes in airline schedules, or when necessary. We may be forced to change or alter the itinerary due to unforeseen circumstances; please be aware, however, that we will attempt to stick as close to the original program as possible

Cancel the workshop prior to departure, in which case a full refund of all payments received will be given. If such an event occurred, IP Travel Photography will not be responsible for any other expenses such as non-refundable air fares, visa fees and other related expenses. The responsibility for such bookings lies with the participant. As such, IP Travel Photography recommends participants to purchase a travel protection

and cancellation insurance prior to paying the first deposit
Substitute the tour leader and guest photographer as originally specified, in which case this substitution will not entitle the participant to a refund

Run the photography workshop without the guest photographer if the group size is less than 6 participants. This will not entitle the participant to a refund

Accept or refuse any person as a participant in the workshop
Change the price of the workshop at any time due to adverse currency exchange fluctuations, airline schedule changes, fuel and tax price charges.

Change the price of the workshop at any time due to major unforeseen increases in expedition related costs and may have to be adjusted as a result.

Liability

The operation of the workshop is at the sole discretion of Ignacio Palacios, having in mind the wellbeing and interests of all participants and the safe and sensible operation of the program as specified within this itinerary.

IP Travel Photography does not accept any liability for the acts, omissions or default, whether negligent or otherwise of third party providers.

IP Travel Photography disclaims liability for any injury, damage, loss, delay, additional expense or trouble caused by force majeure or any other event which is not preventable by reasonable diligence on IP Travel Photography's part.

IP Travel Photography

IP Travel Photography is an ASIC business name with Australian Business Number 16578586693 and registered in Australia under the Business Names Registration Act 2011. IP Travel Photography (Ignacio Palacios) will guide and provide photography tuition to all participants during the tour. IP Travel Photography is not a travel agent or travel service provider.

CHECKLIST

Camera equipment

- DSLR or Medium Format (check your baggage allowance with your airline/travel agent)
- Tripod with quick release plate
- Standard zoom, wide angle and telephoto lenses
- Battery and chargers
- Shutter cable release
- Polarising filter and ND filters
- Laptop computer with Photoshop and Lightroom and/or Capture One
- External backup drives and memory cards for storage.

We recommend to shrink-wrap your baggage at your departure airport. Ensure your telephoto lenses are packed in protective packs designed for such lenses. We also recommend that you pack your camera equipment as your hand luggage as much as possible so that if the checked-in baggage is lost or delayed at least you can start photographing as soon as you arrive.

Note: Please contact me if you want to discuss equipment for this trip.

A 400mm f4 or f2.8 plus a x1.4 extender will be ideal to photograph the jaguars and the birds in Pantanal and the Amazon.

What to bring, clothing and other

- Water bottle (1lt) to avoid the use of plastic bottles for mineral water. Our guide will make sure to refill your bottle whenever necessary.
- Sun block and sun glasses (protection against UV)
- Hat

IP Travel Photography reserves the right to cancel this workshop. In the event of this happening, all payments received will be refunded but participants shall have no further claim against IP Travel Photography arising from such cancellation. Any such refund will not include payments for any bookings for other services made in addition to the itinerary outlined above. The responsibility for such bookings lies with the participant. As such, IP Travel Photography recommends participants to purchase a travel protection insurance prior to paying the first deposit.

To reserve your place for 2026 or to make an enquiry, please email ignacio@iptravelphotography.com.au

“My strongest motivation is to create. I want to create beautiful images of natural subjects that can inspire others and the joy comes from sharing those incredible moments.”

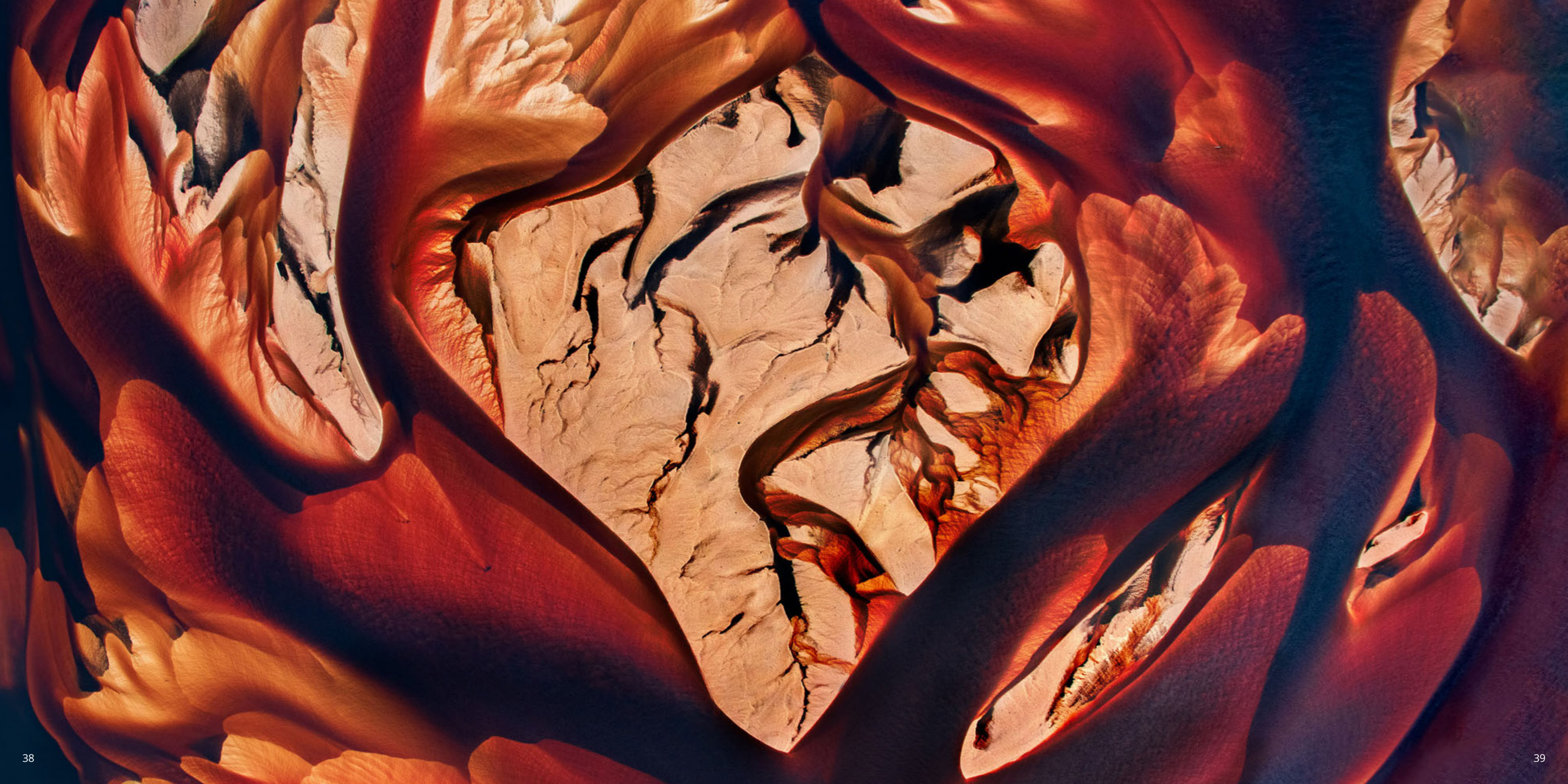
Ignacio Palacios



Note: A much more detailed list of equipment and what to bring to the trip will be provided to all participants closer to the time of departure.



Lencois Maranhenses National Park











**TO RESERVE YOUR PLACE FOR 2026
OR TO MAKE AN ENQUIRY, PLEASE EMAIL
IGNACIO@IPTRAVELPHOTOGRAPHY.COM.AU**



IGNACIO PALACIOS
TRAVEL PHOTOGRAPHY

©2024 IP Travel Photography
www.iptravelphotography.com.au