



JAPAN IN AUTUMN

THE BLAZING AUTUMNAL COLOURS OF JAPAN

27 OCTOBER - 9 NOVEMBER 2026

Ignacio Palacios

JAPAN

Marvel at Japan's most iconic landscapes and magnificent monuments painted in the golden hues of Autumn on this extraordinary photography tour. On this remarkable two-week tour, you'll journey from Hokkaido to Tokyo, Kyoto to Osaka, to photograph the best of Japan's visual beauty and iconic culture.



JAPAN

Japan may be known for its cherry blossoms but in truth, the fall foliage of Japan is more spectacular than any blossom and presents a photographer with endless inspiration.



JAPAN IN AUTUMN

A country of astonishing contrasts and remarkable beauty, this rare photography tour will showcase the wonders of Japan during Autumn.

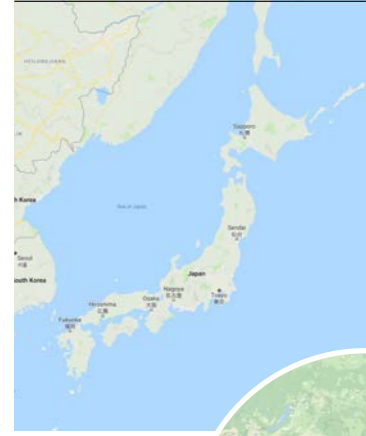
Under the guidance of master photographer Ignacio Palacios, you'll photograph the country's most impressive gardens, glimpse magnificent mountain landscapes and experience unforgettable cultural icons – from ancient Samurai traditions to sacred Shinto shrines.

This is a blazing Autumnal adventure composed to perfection.

Over 14-days you'll visit Japan's most extraordinary destinations and discover an archipelago where ancient traditions are infused with modern life to create incredible visual stories that will truly inspire you.

“When you look at Japanese traditional architecture, you have to look at Japanese culture and its relationship with nature. You can actually live in a harmonious, close contact with nature – this very unique to Japan.”

Tadao Ando



Geisha in a traditional Kimono

TOUR HIGHLIGHTS

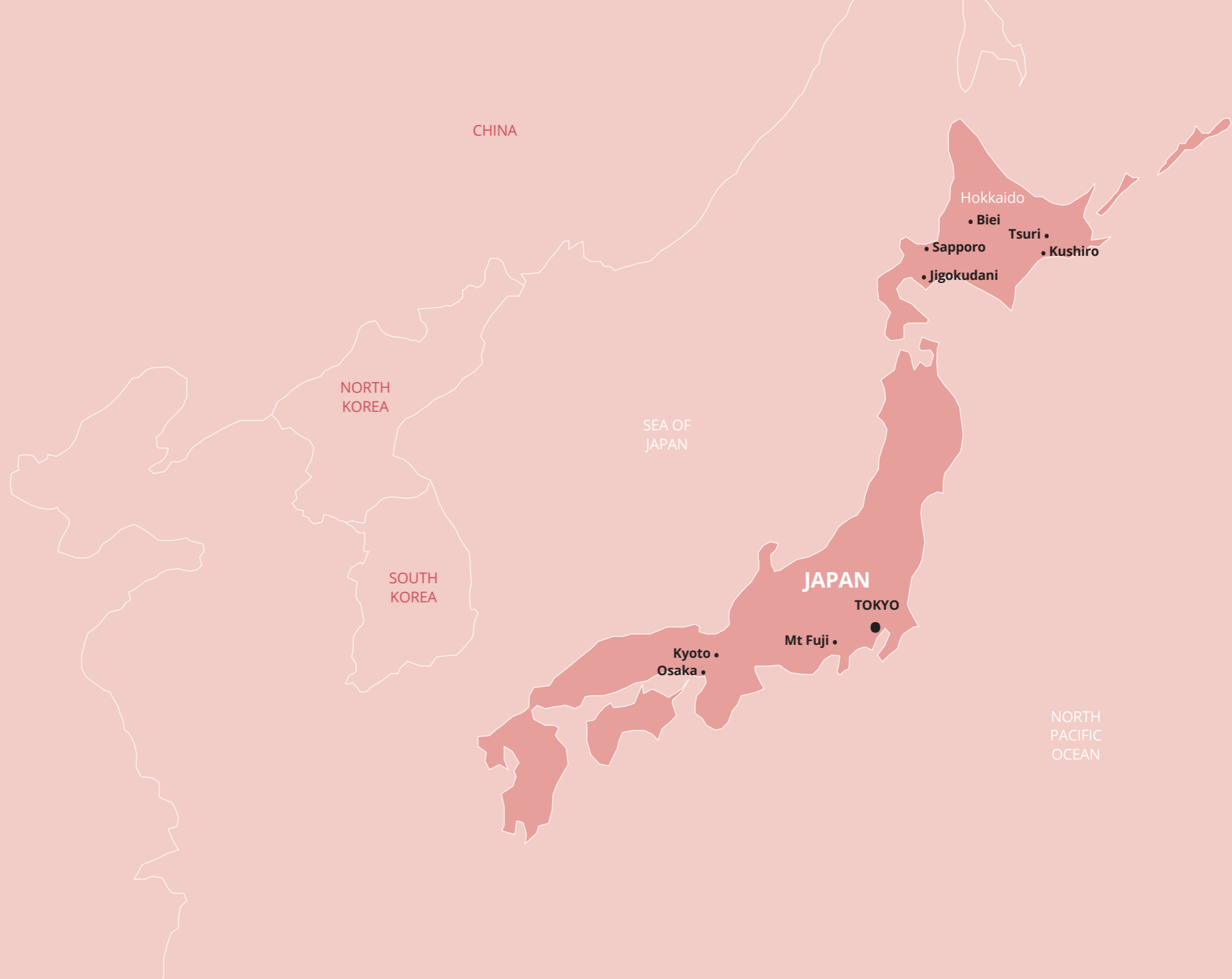


“Japan is the most intoxicating place for me.”

Roman Coppola

To further inspire you, here are just a few of the tour highlights:

- Capture the majestic Mount Fuji by the light of sunrise and sunset.
- Photograph the contrasting colours of withering Japanese larch trees against the luminescent waters of Hokkaido's Blue Pond.
- Step back in time as you're immersed in the ancient age of Samurai and Geisha.
- Discover hell-on-earth is a place of extraordinary beauty, alive with sulphurous streams, steaming ponds, dramatic rock faces and forests painted vibrant red.
- Witness the incredible autumn colours of Hokkaido
- Stand amongst the soaring stalks of the Arashiyama Bamboo Forest and feel as if you've stepped into another world
- Ride like a local on the bullet train as you travel between Japan's vibrant cities of Tokyo and Kyoto.
- Taste the spirit of Japan as you enjoy a traditional tea ceremony with a Maiko
- Visit Kyoto's Golden Pavilion, a stunning zen temple where the top two floors are covered entirely in gold leaf.
- Discover the hidden treasures and vibrant colours of Osaka.
- Transform your photography skills with one-on-one tuition by a multi-award-winning Master of Photography.
- Connect with passionate, like-minded photographers and adventures. Creating bonds and friendships that you'll treasure for the rest of your life.



ITINERARY

DAY 1 | 27 October: Welcome to Japan

We begin our Autumn photography tour in the north of Japan, rendezvousing in the city of Sapporo. An English-speaking guide will greet you at the airport and accompany you to the Air Terminal Hotel. To celebrate the beginning of our tour, you're invited to join our welcome dinner where you'll meet your fellow photographers.

DAY 2 | 28 October: The Blue Pond of Biei and Furan

Following a delicious breakfast, we journey to the quintessential town of Biei, which boasts some of the prettiest countryside in Hokkaido. Set against the dramatic mountains for the Daisetsuzan National Park, Biei will immediately inspire you with picturesque landscapes of gently rolling hills and vast fields.

A highlight of the day will be photographing Aoiike, the Blue Pond. Aptly named after its hypnotising turquoise blue water. The Blue Pond is a striking subject matter in Autumn, with the contrasting colours of the surrounding Japanese larch trees complimented by the first signs of snow visible at the base of Mount Tokachi.

After the Blue Pond, we photograph the stunning Furano Valley at sunset; riding the Furano cable car to afford you the best view of the Autumn landscape.

In the evening we visit the romantic Ningle Terrace; a boutique village of traditional Japanese cottages filled with unique hand-crafted gifts and art. After meandering through Ningle Terrace, you'll enjoy an evening at the Furano Prince Hotel.

DAY 3 | 29 October: The Noboribetsu Jidaimura Village and Hell Valley

Imagine a day of Samurai villages and "hell on earth". This is what awaits you on day three of our tour.


Our day begins with a cultural journey to Noboribetsu Jidaimura Village, also known as the Ninja Village. The Noboribetsu Jidaimura Village will immerse you in the historical customs and cultures of Japan's Edo-jidai (Edo period). Famous for Samurai and Geisha.

After your step back in time, you'll step forward into Noboribetsu's Hell Valley. A spectacular valley of sulphurous streams, steaming ponds, dramatic rock faces and forests painted vibrant red, orange and brown by the season.

Savouring the region, you'll enjoy an evening at the Noboribetsu Grand Hotel. Celebrated as one of Japan's leading hot spring resorts.

"In wisdom gathered over time I have found that every experience is a form of exploration."

Ansel Adam



Hell Valley Hokkaido





Jozankei Onsen

DAY 4 | 30 October: Jozankei Onsen

Resting deep within a rugged gorge and surrounded by towering cliffs is the onsen town of Jozankei, the next stop on our unique tour of Japan.

Today you'll explore and photograph the beautiful Jozankei Onsen district, a region that truly shines in the Autumn months. Not only is Jozankei an incredible site to behold in Autumn, but the district also offers a fantastic variety of vantage points for you. Our day in Jozankei will certainly inspire your creative spirit and leave with you breathtaking images.

This evening we return to Sapporo to spend the night at the Keio Plaza Hotel Sapporo.

DAY 5 | 31 October: The colours of Sapporo

Today you'll have the privilege of photographing Sapporo's most picturesque Autumn locations, beginning with the Hokkaido University which is famous for its vibrant yellow Gingko tree-lined streets. We then visit the Hiraoka Jugei Center, where the colour pallet changes from yellow to red thanks to Hiraoka's signature maple trees.

In the afternoon, we travel via ropeway and cable car to Mount Moiwa to photograph the breathtaking forest and view across Sapporo at sunset.

Enjoying a final night at the Keio Plaza Hotel Sapporo.

DAY 6 | 1 November: Tokyo: Asakusa District and Rikugien Garden

After breakfast, we fly to Tokyo to photograph Japan's dazzling capital. What better place to start than Tokyo's Asakusa district, where you'll be immersed in a nostalgic Shitamachi atmosphere and visit the famous Senso-ji Temple. Senso-ji is Tokyo's oldest and most colourful Buddhist temple. The temple enshrines a golden image of Kannon (the Buddhist goddess of mercy), which, according to legend, was miraculously pulled out of the nearby Sumida-gawa by two fishermen in AD 628.

Late afternoon we visit the Rikugien Garden. Rikugien is considered Tokyo's most beautiful Japanese landscape garden and is particularly spectacular in Autumn.

This evening you'll stay at the Keio Plaza Hotel. This luxury hotel is ideally located to enjoy the delights of Tokyo and offers spectacular views across the city.

DAY 7 | 2 November: Tokyo: Meiji Shrine, Ginkgo Avenue, Shibuya Crossing & Memory Lane

Our photographic exploration of Tokyo continues. Visiting the Meiji Shrine, an iconic monument built in dedication of Emperor Meiji and the Empress Shoken in the 1920s, and then Tokyo's Ginkgo Avenue. A golden Ginkgo tree-lined street celebrated as one of Tokyo's most beautiful locations in Autumn.

Now, you can't travel to Tokyo without witnessing the Shibuya Crossing. So this afternoon we visit this unmistakable intersection (rumoured to be the busiest intersection in the world) before spending the evening strolling down "Memory Lane".

Omoide-yokoch, or Memory Lane, started as a postwar black market and today retains much of the region's original charm. One of Tokyo's most recognisable sights, Memory Lane's narrow streets is filled with restaurants, bars, market stalls and shops.

Promising a fun-filled night to remember.

DAY 8 | 3 November: Mount Takao

After breakfast, we journey to Mount Takao. Mount Takao is famous for its Autumn beauty and offers you an abundance of breathtaking scenery and enchanting temples.

During November the region celebrates the Mount Takao Autumn Leaves Festival, and you'll have the opportunity to savour the festivities before riding the cable car to Mount Takao's observation deck to photograph the beautiful landscape at sunset.

In the evening, we'll enjoy the comforts of the Fuji Marriott Lake Yamanaka.

DAY 9 | 4 November: Mount Fuji

Of all Japan's iconic images, Mount Fuji has to be one of the most captivating. Today you'll have the opportunity to photograph the majestic Mt Fuji at both sunrise and sunset. We wake early to establish our vantage point on the edge of Lake Kawaguchi, to capture Mt Fuji and the peaceful lake at dawn.

In the afternoon we visit the magnificent Chureito Pagoda. The famous five-story pagoda rests on a picturesque mountainside overlooking Mount Fuji and will present you with a spectacular sunset landscape.

During the day, we'll enjoy the delights of the Lake Kawaguchi Autumn Leaves Festival before we spend another night at the Fuji Marriott Lake Yamanaka.

"The picture that you took with your camera is the imagination you want to create with reality."

Scott Lorenzo



Lake Kawaguchi overlooking Mount Fuji

小倉小路稻荷講中一同

中原区小杉町二の二〇五

有限会社松宮興業 代表取締役松宮芳行

ラケーン 代表 園田建二

八ヶモータープール 棕本きみ子 行俊

市久沢二、九、九〇 青木俊雄・健一郎

奇市川奇王良分町 災原圭一

東京都江東区大島九、一、五 さくら紙工株式会社
富田桂太郎・枝宗宏・直子

滋賀県東近江市 有大橋三省堂 大橋慶之

大阪府 山中宏晃 利恭

東京都足立区中央本町 株式会社孫八

東京都大田区東嶺町二五ノ九 花柳壽恵 幸

三重県津市高野尾町一七ノ一 株式会社...

大阪府 成東区...

三重県津市高野尾町...

東京都大田区東嶺町...

大阪府 成東区...

三重県津市高野尾町...

東京都大田区東嶺町...

大阪府 成東区...

三重県津市高野尾町...

東京都大田区東嶺町...

大阪府 成東区...

三重県津市高野尾町...

東京都大田区東嶺町...

大阪府 成東区...

三重県津市高野尾町...

東京都大田区東嶺町...

大阪府 成東区...

三重県津市高野尾町...

東京都大田区東嶺町...

大阪府 成東区...

三重県津市高野尾町...

東京都大田区東嶺町...

大阪府 成東区...

三重県津市高野尾町...

東京都大田区東嶺町...

大阪府 成東区...

三重県津市高野尾町...

東京都大田区東嶺町...

大阪府 成東区...

三重県津市高野尾町...

東京都大田区東嶺町...

大阪府 成東区...

三重県津市高野尾町...

東京都大田区東嶺町...





DAY 10 | 5 November: Kanazawa

Today you'll experience the visual and visceral beauty of Kanazawa. Kanazawa is quickly emerging as the country's new art and culture capital, boasting beautifully preserved samurai and geisha districts, attractive temples, a wealth of museums and an excellent market. On our tour of Kanazawa, we'll visit one of the city's Autumn highlights, Kenrokuen Garden, a traditional Japanese landscaped garden.

To complete your Kanazawa experience, we'll visit the historic Higashi Chaya district before checking into the ANA Crowne Plaza Kanazawa.

DAY 11 | 6 November: Kyoto: Kiyomizu Temple and Kiyomizu Temple

Following a hearty breakfast, we travel by bullet train to Kyoto. Japan may be famous for cherry blossoms, but the fall foliage in Kyoto is considered even more beautiful. Upon our arrival into Kyoto, we visit the Kiyomizu Temple, an impressive temple built on the site of the Otowa Waterfall in the wooded hills east of Kyoto.

We then visit the Higashiyama district where we'll enjoy a traditional tea ceremony with Maiko before strolling around the Geisha district of Gion. The Gion districts boast beautifully preserved architecture, traditional customs and endless entertainment.

At the end of the day, we check into our Kyoto hotel, the luxurious Hotel Nikko Princess Kyoto.

DAY 12 | 7 November: Kyoto: Inari Shrine, Kinkakuji Temple and Arashiyama Bamboo Forest

Today promises to be filled with incredible images as we visit three of Kyoto's most coveted photography locations. Beginning with the visually remarkable Fushimi Inari Shrine. The Fushimi Inari Shrine is famous for its thousands of bright orange vermilion torii gates that inspire potent images.

One of Ignacio's personal tour highlights is the Kinkaku-ji Temple, or the Golden Pavilion. Where you'll have the chance to personally photograph this stunning zen temple and see the top two floors which are covered entirely in gold leaf.

Finally, we visit the Arashiyama Bamboo Forest. Standing amongst the soaring stalks of bamboo, you'll feel as if you've stepped into another world and your photographs will be even more ethereal.

To celebrate the end to a remarkable day and the second last night of our extraordinary photography tour, we'll indulge in a fabulous dinner with a live Maiko performance.

DAY 13 | 8 November: Osaka: Tofukuji Temple, Osaka Castle and Katsuoji Temple

After breakfast, we journey to the city of Osaka. While Osaka may not appear pretty in the conventional sense at first, the savvy photographer knows Osaka holds many hidden treasures and packs a colourful punch.

The first treasure we'll visit is the Tofukuji Temple, which is particularly spectacular at this time of year surrounded by the colours of Autumn. We then visit Osaka Castle, a beautiful testament to traditional Japanese architecture, from the subtle balance of colour to the delicate patterns and shapes that adorn each level.

To complete the perfect day, we visit the magnificent Katsuo-ji Temple before spending the night in the Namba Oriental Hotel.

DAY 14 | 9 November: A fond farewell

After sharing our final breakfast together in Japan, a transfer will take you to Osaka airport where you can begin your journey home.

“Enthusiasm is excitement with inspiration, motivation, and a pinch of creativity.”

Bo Bennett



Kiyomizu-dera Temple

PHOTOGRAPHY EXPERIENCE

Central to this unforgettable tour is YOU. Through Ignacio's guidance, you'll not only learn the secrets of the masters, but you'll take your photography skills to the next level and leave your Japanese adventure with a collection of powerful, moving photographs that you'll share with pride.

Some of the photography skills you'll learn throughout the tour include:

- The art of composition
- Post-processing techniques tips and tricks
- How to work with light
- Optimising your equipment and filters
- Pre-visualisation and the creative process
- The unique techniques of landscape photography, wildlife photography, portrait photography, while also touching on aerial, black and white, and night photography
- Ignacio will also be there to offer one-on-one guidance on other specific skills you'd personally like to master.

Camera Skills

The best way to learn the art of photography is by taking photos. So Ignacio will be by your side in the field sharing insight and guidance as you shoot. Helping you create great photos as you shoot. No matter your skill level or equipment, you'll learn the craft with an award-winning master.

The Creative Process

Throughout the tour, you'll also have the opportunity to process and enhance your images using Lightroom, Photoshop, Capture One and other editing software. Learning first-hand how to create photographs that tell a story, evoke emotion and ultimately help you find your unique style and personality as an artist.

Critique Session

Should you dream of entering competitions, or simply wish to push yourself as a photographer, critique sessions are an invaluable part of the learning process. Ignacio will offer one-on-one critique sessions during the tour. Providing constructive evaluation and feedback supported by recommendations and tips through the eyes of a professional. While having your work critiqued can feel overwhelming at first, this is one of the most powerful ways to improve your skills as a photographer.

Level of photography


All skills levels are welcome. Whether you're a beginner or expert, the tour is designed to cover all aspects of image capture and post processing as it applies to where you are on your photography journey. As for equipment, we can help you optimise the equipment you chose to use from mobile phone to tablets, compact camera to digital SLR cameras.

Physical considerations

While you'll be experiencing Japan in style there will be times when the group needs to embark on a walk/hike to visit and photograph the best locations. As part of the pre-tour planning, we ask you share any existing health conditions with us so we may plan for your comfort and safety.

Accommodation

During this tour you'll stay in a carefully curated collection of four and five-star hotels across Japan. Please note that due to availability, some of the hotels featured in this brochure may change. In this instance, rest assured we'll arrange a fabulous alternative hotel for you.



“My strongest motivation is to create. I want to create beautiful images of natural subjects that can inspire others and the joy comes from sharing those incredible moments.”

Ignacio Palacios





IGNACIO PALACIOS

When it comes to photography and travel, few can rival Ignacio Palacios' experience, skill, and passion. A third-generation photographer, Ignacio has been honoured with over

100 prestigious photography prizes and awards from around the world and has travelled to over 90 countries in his 20 years career. It's little wonder he's developed a reputation as a leading photographer in the fields of travel, landscape, and nature photography.

Born in Spain, Ignacio now calls Sydney, Australia home – though his unmistakable Spanish spirit continues to influence his work and define his signature style.

Combining his love of travel and photography has proved a powerful combination, and today Ignacio leads some of the world's best photography tours to incredible destinations around the world. As an AIPP double Master of Photography, Ignacio shares his insight, experience, and technique with his clients to help them find their own success and joy on their photographic journey.

"I hope that through my images and my tours, I can open people's eyes to the incredible world we live in. I want to give my guests both travel and photographic experience. We are privileged to have such a beautiful planet and it's our responsibility to respect, cherish and protect it."

Ignacio's distinct, award-winning style can be defined by his mastery of composition, colour, and light. With his minimalistic style and unique ability to connect with his audience through storytelling through his images, Ignacio invites his audience to experience the subject not as how he captured it but how he experienced it, evoking an emotional connection between the viewer, subject and artist.

Photography and travel will always be Ignacio's passion, and he is dedicated to helping others ignite their passion too.

www.iptravelphotography.com.au



"I believe that photography can be way of change and I feel an obligation and responsibility to share what I have captured and created with my camera in the hope that I can not only inspire people to take better images but to care for the environment."

Ignacio Palacios



Tokyo at sunset

CHECKLIST

Camera equipment

- DSLR. To bring a couple of bodies is always recommended. (check your baggage allowance with your airline/travel agent)
- Tripod with quick release plate
- Standard zoom, wide angle and telephoto lens
- Plenty of batteries and a couple of chargers
- Shutter cable release
- Polarising filter and ND filters
- Laptop computer with Photoshop and Lightroom and/or Capture One
- External backup drives (SSD recommended) and memory cards for storage
- As a Nikon photographer, Ignacio plans to bring two bodies and lenses that cover the range of 24mm to 400mm plus a x1.4 teleconverter, a 24-70mm f2.8 70-200mm f2.8 and possibly a 180-400 f4 and a 400mm f2.8 prime

What to bring, clothing and other

- Water bottle (1lt) to avoid the use of plastic bottles for mineral water. Our guide will make sure to refill your bottle whenever necessary.
- Sun block and sun glasses (protection against UV)
- Hat
- The temperatures will vary from 20°C (68°F) to -1°C (30°F), we recommend you pack a variety of comfortable clothes to keep you comfortable across the varying temperatures.
- Comfortable hiking boots.
- And you may wish to bring swimwear to take advantage of the pools in our hotels.

What to wear

We encourage you to pack for the varying temperature across the country. Bringing heavy, comfortable jackets with multiple layering options for the north, along with gloves and a warm hat. While in the south a lighter coat and fewer layers may be sufficient.

Luggage preparations

- We recommend you shrink-wrap your baggage at your departure airport
- Ensure your telephoto lenses are packing in protective casings designed for this specific lens
- We also suggest you carry your camera equipment as carry-on luggage where possible in the event your luggage is delayed or lost, you can still shoot the moment you arrive.

IP Travel Photography reserves the right to cancel this workshop. In the event of this happening, all payments received will be refunded but participants shall have no further claim against IP Travel Photography arising from such cancellation. Any such refund will not include payments for any bookings for other services made in addition to the itinerary outlined above. The responsibility for such bookings lies with the participant. As such, IP Travel Photography recommends participants to purchase a travel protection and cancellation insurance prior to paying the first deposit.

To reserve your place for 2026 or to make an enquiry, please email ignacio@iptravelphotography.com.au



Geisha in a traditional Kimono

“Passion is energy. Feel the power that comes from focusing on what excites you.”

Oprah Winfrey



Note: A much more detailed list of equipment and what to bring to the trip will be provided to all participants closer to the time of departure.

TERMS AND CONDITIONS



WORKSHOP DATES AND PRICES

Tour dates: **27 October – 9 November 2026**

The tour commences in **Sapporo** and finishes in **Osaka**

Standard trip: **US\$18,990** per person/twin share
Optional single supplement: **US\$1,990**

Maximum **12** participants

A deposit of **US\$3,000** is required when you book the workshop

Terms of payment

- A deposit of **US\$3,000** must be paid to secure your place. The deposit is non-refundable unless you can sell your place to someone else
- Note: the workshop is quoted in US\$. To calculate the rate in AU\$, the currency exchange rate will be obtained from the Westpac website at the time of transferring the deposit and balance (<https://www.westpac.com.au/personal-banking/services/currency-converter/>). If you are located outside Australia, I accept payments in US\$ through PayPal only
- The online Registration Form must be filled in and signed by each participant at the time of paying the first deposit. Participation will be declined otherwise

- The remaining balance must be paid on or before **1 May 2026**

- Bookings will be accepted strictly in the order they are received
- Important: the workshop requires a minimum of 6 participants to run so please don't book your flights until the trip has been confirmed.

What's included

- Full 14 days/13 nights in Japan
- All meals
- All accommodation
- All excursions
- English speaking guide
- All local taxes
- Internal transport, transfers and flights

What's not included

- Flight to/from Japan
- Overnight accommodation prior to and following the expedition
- Travel and cancellation insurance. Please note that travel insurance with emergency evacuation is mandatory as a condition of booking
- Visas (if required)
- Camera/Equipment Insurance
- Optional personal activities
- Alcohol consumption, extra beverages and souvenirs purchased during the tour
- Any other personal expenses
- Tips/gratuities.

Note on tips: gratuities for local guides, hotel staff, butlers etc. are not included on this tour. However, if you feel that any staff has given you exceptional service, it is entirely appropriate to tip them. We emphasize that such tips should be at your own discretion and based solely on the level of your service satisfaction.

Cancellation Policy

A written notice of any cancellation must be received by you at which time the following cancellation fees will apply:

- If cancelled between 1 May and 30 June 2026, 60% of the workshop cost will be payable
- If cancelled after 1 July 2026, a fee equal to 100% of the workshop cost will be payable
- Failure to pay by the due dates will be considered a cancellation of the booking and fees paid will be non-refundable
- Bookings made after 1 May 2026 must be paid in full

- No refunds will be made for unused portions of the workshop. The photography workshop is sold as a land package (no airfares included)
- Cancellation fees are not transferable.

Camera gear

There is really no limit to what camera gear you take. Check with your airline about weight restrictions. Whatever level of camera equipment you have, we will help to ensure you get the most out of it. Check the camera equipment checklist at the end of the brochure but if you want to discuss specific equipment for this trip, contact me.

Fitness and health considerations

Sometimes participants will be required to walk on uneven terrain or tracks and hiking. A basic level of walking fitness will help, but this tour is not a hiking tour or a trekking tour so nothing extreme will be required. If you have concerns about your own capabilities or health, please check with your doctor before booking a place. By signing the Registration Form, you guarantee that to the best of your knowledge, you do not have any physical or other disability that could create a risk for you or other tour participants. Once a booking has been accepted by IP Travel Photography, medical circumstances will not be accepted as an exemption to the Cancellation Policy above.

Within the Registration Form, please indicate any health issues,

allergies or dietary requirements. IP Travel Photography does not assume any responsibility or liability for medical care or special dietary requirements. If a participant becomes ill during the workshop, IP Travel Photography reserves the right to continue the tour for the benefit of the rest of the participants. IP Travel Photography will make every effort to assist you whilst trying to minimize disruption of the workshop for other participants.

Visas

Australian citizens with a valid passport travelling to Japan are not required to obtain a visa to enter Japan if the trip is for less than 90 days.

USA citizens with a valid passport do not required for stays of less than 90 days British citizens with a valid passport can enter Japan as a visitor for up to 90 days without a visa.

All travellers should contact their local embassy to confirm all visa and travel requirements at least 6 months prior to departure.

Rights

IP Travel Photography reserves the right to:

- Substitute hotels/accommodation
- Make changes in the itinerary or transport if required due to changes in airline schedules, or when necessary. We may be forced to change or alter the itinerary due to unforeseen circumstances; please be aware, however, that we will attempt to stick as close to the original program as possible

- Cancel the workshop prior to departure, in which case a full refund of all payments received will be given. If such an event occurred, IP Travel Photography will not be responsible for any other expenses such as non-refundable air fares, visa fees and other related expenses. The responsibility for such bookings lies with the participant. As such, IP Travel Photography recommends participants to purchase a travel protection and cancellation insurance prior to paying the first deposit

- Substitute the tour leader and guest photographer as originally specified, in which case this substitution will not entitle the participant to a refund
- Run the photography workshop without the guest photographer if the group size is less than 6 participants. This will not entitle the participant to a refund
- Accept or refuse any person as a participant in the workshop
- Change the price of the workshop at any time due to adverse currency exchange fluctuations, airline schedule changes, fuel and tax price charges
- Change the price of the workshop at any time due to major unforeseen increases in expedition related costs and may have to be adjusted as a result.

Liability

The operation of the workshop is at the sole discretion of Ignacio Palacios (IP Travel Photography Pty Ltd), having in mind the wellbeing and interests of

all participants and the safe and sensible operation of the program as specified within this itinerary IP Travel Photography does not accept any liability for the acts, omissions or default, whether negligent or otherwise of third party providers IP Travel Photography disclaims liability for any injury, damage, loss, delay, additional expense or trouble caused by force majeure or any other event which is not preventable by reasonable diligence on IP Travel Photography's part.

IP Travel Photography

IP Travel Photography is an ASIC business name with Australian Business Number 16578586693 and registered in Australia under the Business Names Registration Act 2011. IP Travel Photography Pty Ltd (Ignacio Palacios) will guide and provide photography tuition to all participants during the tour. IP Travel Photography is not a travel agent or travel service provider.









**TO RESERVE YOUR PLACE FOR 2026
OR TO MAKE AN ENQUIRY, PLEASE EMAIL
IGNACIO@IPTRAVELPHOTOGRAPHY.COM.AU**



IGNACIO PALACIOS
TRAVEL PHOTOGRAPHY

©2024 IP Travel Photography
www.iptravelphotography.com.au