

MEXICO **KINGDOM OF WEALTH, AND LAND OF TREASURES**

30 NOVEMBER - 15 DECEMBER 2025

Ignacio Palacios

MEXICO

Mexico is undeniably a photographer's paradise, offering a vibrant tapestry of diverse landscapes, cultures, and colors that captivate the lens. One of the country's most iconic photographic attractions is its stunning natural beauty. From the pristine beaches along the Yucatán Peninsula to the dramatic landscapes, coast and jungles and the surreal cenotes scattered throughout, Mexico's geography is a photographer's dream.

Mexico's rich cultural heritage further elevates its appeal to photographers. Ancient archaeological wonders like Chichen Itza and Teotihuacan, with their grand pyramids and intricate carvings, offer an opportunity to capture the essence of pre-Columbian civilizations. Meanwhile, the colonial cities that we will visit on this tour, boast picturesque cobblestone streets, colorful facades, and vibrant street life, perfect for street photography.



MEXICO

The diversity of Mexico's people and traditions is a constant source of inspiration for photographers. Colourful and elaborate costumes and vibrant altars, while indigenous communities provide a glimpse into centuries-old customs and crafts. Additionally, Mexican cuisine, known for its bold flavors and artful presentation, also offers endless opportunities for food photography.

Mexico's combination of natural beauty, cultural richness, and photographic diversity make it a true paradise for photographers. Whether you're capturing the kaleidoscope of colors in its markets, the serene landscapes, or the heartfelt traditions of its people, Mexico offers an endless array of subjects to fill a photographer's portfolio with unforgettable images.



Santo Domingo Cathedral, Oaxaca

ITINERARY

DAY 1 | 30 November: Mexico City

Welcome to Mexico City! Meet your driver at the airport and transfer to your hotel.

Accommodation: Zocalo Central.

DAY 2 | 1 December: México – Teotihuacan – México

After breakfast, meeting in the hotel lobby. Departure for a city tour, mainly of the Zocalo, one of the largest squares in the world. There stands the largest Cathedral in the Americas, built on the site of the former grand Aztec temple “Teocalli”. Its three naves shelter many chapels and altars adorned with gold, including the beautiful “Altar of Forgiveness”. The Palacio Nacional (National Palace) was built on top of the Palace of Moctezuma and features frescos painted by famous Mexican muralist Diego Rivera. Nowadays, it houses the President’s offices.

The Templo Mayor (only outside) is a relic of the ancient Aztec capital Tenochtitlan... a pre-Columbian temple in the middle of urban jungle: simply amazing!

Then we head to the archeological site of Teotihuacan with the pyramids of the Moon and the Sun, the Temple of the Feathered Serpent (Quetzalcóatl), the Temple of the Feathered Snails and the Palace of the Jaguars. The “City of the Gods” was built in the seventh century and was probably, with its 200,000 inhabitants, the most populated city in the world at that time.

We discover Chapultepec and its treasures. This park is full of history that your guide will tell you about while you stroll around it. From the sacred Aztec site to the viceroys and presidents’ residence, you will discover the history of this park and its castle.

We head back to the hotel in the late afternoon.

Accommodation: Zocalo Central.

DAY 3 | 2 December: México – El Paso de Cortes – Puebla


Meeting in the hotel lobby for a departure towards El Paso de Cortes located between the Popocatepetl (5452m/17,887ft) and Iztacihuatl (5286m/17,342ft) volcanoes.

From there, we go on a hike (1 to 2 hours) and admire the splendid views over both legendary volcanoes. Note: nature reserve admission tickets to be paid for on site (about 1.70 USD)

Then we head to Puebla. This jewel was the first city to be built in Mexico after the arrival of the Spanish in 1531. It was the headquarters of general Ignacio Zaragoza’s army who defeated the French forces on May 5th 1862.

Since that date, Puebla has been officially known as “Heroica Puebla de Zaragoza”. Walk in the city center where we discover the Capilla

“Mexico is undeniably a photographer’s paradise, offering a vibrant tapestry of diverse landscapes, cultures, and colors that captivate the lens.”



Campeche Independence Plaza, Yucatan



del Rosario, Santo-Domingo church, the Zocalo and the Barrio de los Sapos.

Accommodation: Hotel La Purificadora.

DAY 4 | 3 December: Puebla – Zapotitlan de Salinas – Oaxaca

After breakfast, depart for Oaxaca, declared a World Heritage Site by UNESCO, and considered one of Mexico's most beautiful towns for its colorful façades.

On the way to Oaxaca, stop in the Zapotitlán Salinas, a desert territory, for a walk in the middle of a sea of cacti of all shapes and sizes.

Marvel at the unique beauty of this landscape where there are some salt marshes that the ancient inhabitants used to exploit. In one of the cellars, the Buried Chapel was built.

Continue towards Oaxaca and arrive in the afternoon.

Accommodation: Hotel Grana BnB.

DAY 5 | 4 December: Oaxaca – Monte Alban – Oaxaca

In the morning, visit the prestigious Zapotec site of Monte Alban. Once the ruling city of Oaxaca's central valley, it sits 2000 meters above sea level. Here, you will find remains of palaces, temples, an observatory and a ball court, all with incredible views over valleys and mountains.

Free lunch at the market: We recommend that you order a tlayuda. You will be satisfied!

In the afternoon, we head back to Oaxaca. Visit of the town center, including the Zocalo, the Santo Domingo Cathedral and its museum, Benito Juárez's house.

Nestled in a valley in the middle of the Sierra Madre del Sur, the city of Oaxaca is characterized by its incredible artistic activity, rich and varied handicrafts and its cultural activities. It is also home to major exhibitions and festivals, representative of the cultural richness and diversity, deeply rooted in the traditions and customs.

Accommodation: Hotel Grana BnB.

DAY 6 | 5 December: Oaxaca – Cancún – Valladolid

Departure for Oaxaca Airport 4 hours before take off.

Domestic flight Oaxaca – Cancún included

Arrival and welcoming at the airport. Transfer to Valladolid. Check-in at the hotel in Valladolid, a small and authentic Mexican town, where it is pleasant to stroll around on the Zocalo, near the San Bernardino Convent. In the evening, you will appreciate the pretty pastel colored houses, while eating an ice cream.

Accommodation: Hotel Posada San Juan.

DAY 7 | 6 December: Valladolid – Rio Lagartos – Valladolid

This morning travel to Rio Lagartos, a biosphere reserve on the north coast of the peninsula. Here you can find the densest concentration of pink flamingos colony in Mexico. Take a boat trip to the lagoon, and a discovery ride into the mangrove. Look out for the wildlife here; pelicans, ibis, cormorants, ospreys, egrets, crocodiles.

Return to Valladolid in the afternoon.

Accommodation: Hotel Posada San Juan.

DAY 8 | 7 December: Valladolid – Chichen Itza – Cenote Yokdzonot – Izamal – Mérida

After breakfast, head to Chichen Itza, one the seven wonders of the modern world. Built by the Maya, and then reorganized by the Toltecs, Chichen Itza symbolizes the unification of both religious cultures.

The site, which at its height was the most important religious center of the peninsula, is the largest archaeological site in Yucatan.

Cool down this afternoon in the beautiful cenote Yokdzonot which sits off the beaten track of the tourist trails. This is a crystal clear water basin in which it is pleasant to swim in a natural environment. We suggest you stop for lunch in a restaurant just next to the cenote.

In the afternoon, journey to the gorgeous colonial town of Izamal, entirely painted in bright yellow. The Franciscan convent San Antonio de Padua was built on top of a Mayan ceremonial center, and is the continent's largest cloister.

In the late afternoon, arrive in Merida, the capital city of Yucatan. Merida has maintained its captivating colonial charm and strong personality while enjoying great economical growth in recent years. You will find many historical monuments, churches and restaurants with both local and international food. The city is dotted with pleasant little squares which are perfect to relax in, have a drink and listen to a marimba-playing band.

Spend the evening exploring the handicrafts market which offers numerous souvenirs like the renowned hupils (very colorful embroidered woman tunics), the authentic "Panama" hats, the true Yucatecan all-cotton hammocks and many more.

Accommodation: Hotel Casa Lucia.

DAY 9 | 8 December: Mérida – Tekit – Mérida

Tekit is known in the peninsula as the village where the best quality guayaberas (elegant traditional shirts) are produced. The growth of this activity brings to this village all its dynamism, the central square is teeming with life at all hours and conviviality is essential.

Today, we invite you to discover the life of the village by meeting its inhabitants who will teach you about their daily lives and their craftsmanship.

"Mexico's rich cultural heritage further elevates Mexico's appeal to photographers. The ancient archaeological wonders like Chichen Itza and Teotihuacan are some of the most incredible and significant monuments built in human history."



Chicanna, Mexico



Mayan Ruins of Tulum

Put your hands together with Marco the baker who will teach you the recipes that make his business so successful. Then visit Leidi, who makes magnificent huipiles embroidered with a thousand flowers. In recent years she has been rehabilitating several forgotten embroidery techniques by studying old fabrics and meeting the latest craftswomen who still possess this knowledge. After, visit Ana's who will take you to her aromatic garden and show you her many melipona beehives.

In the afternoon, visit a guayaberas workshop. Here, you will work as a family and by hand: one cuts the canvas, another embroiders it, another assembles it... Each one has his own speciality.

You can also visit the Luis' plot; he is the first inhabitant of the village to rehabilitate mixed farming, and his audacity is now rewarded! His land overflows with vegetables and the branches of the trees bend beneath the weight of abundant and delicious fruit. Certainly the best fruit of your stay!

Note: Activities may vary depending on the day of visit.

Accommodation: Hotel Casa Lucia.

DAY 10 | 9 December: Mérida – Tour Cenote – Uxmal – Campeche

Cenotes are natural pools of fresh and crystalline water, where the sun's rays create spectacular lighting effects. On the way to the first cenote, stop at a typical Mayan market where the colors of fruits and vegetables are matched only by those of the women's traditional clothing. Then, take some time to explore 2 cenotes, and take a refreshing swim in the forest. One thing is certain, you will leave completely transformed.

The archaeological site is peaceful and not widely visited by tourists. You will love it! Uxmal, in Mayan language, means "Thrice Built", but in reality the city was constructed five times. One of the best preserved sites on the peninsula, this massive complex includes The Great Pyramid, House of the Turtles, a vast ballgame court and the Governor's Palace. The water is really scarce in the region which explains the omnipresence of representations of the rain god Chac-Mool.


Arrive in Campeche at the end of the day.

Accommodation: Hotel Castelmar.

DAY 11 | 10 December: Campeche – Calakmul

After breakfast, visit the archaeological site of Edzna. There, we see the 31m-high Edificio de los Cinco Pisos (Five Story building) as well as the Templo de Mascarones (Temple of Masks), featuring carved portrayals of the sun deity. The word Edzná comes from "House of the Itzás", which has led Archaeologists to believe that this Mayan city was influenced by the family Itzá long before they founded Chichen Itzá.

“Mexico’s cenotes are mesmerizing natural wonders that unveil a hidden, mystical world beneath the Earth’s surface. These sinkholes, created by the collapse of cave systems or underground rivers, offer an otherworldly experience for adventurers and photographers alike.”



After, travel south through the state of Campeche.

Arrive at the your hotel at the entrance of the Calakmul reserve.

Accommodation: Hotel Puerta Calakmul.

DAY 12 | 11 December: Calakmul – Bacalar

Visit the archaeological site of Calakmul, located in the state of Campeche, at the heart of a biosphere reserve, home to numerous jaguars. This still quite unknown site is one of the jewels of the Mayan culture and was, at its peak, the direct rival of Tikal (Guatemala). Like in Tikal a few years ago, it’s possible to observe wildlife wandering freely on the site (toucans, monkeys, oco pheasant). Jaguars usually prefer to wander at night, but who knows, maybe you’ll get lucky.

The Laguna Bacalar is a 50km (31 miles) long and 2km (1.25 miles) wide lagoon, surrounded by a beautiful mangrove forest. It earned the nickname ‘the lake of seven colours’ for its incredible water color variations. Optional excursions of waterskiing or wakeboarding (non-included) are available. For the slightly less daring, there is the possibility to go on a boat tour of the lagoon(non-included).

Spend the evening at leisure around the lagoon.

Accommodation: Hotel Bacalari.

DAY 13 | 12 December: Bacalar

Boat tour on the Bacalar lagoon (collective service without guide – 3h tour): 50 kilometers long and 2 kilometers narrow, the lagoon is located in a beautiful mangrove forest. Its incredible variations of blue shades have given it the nickname of the lagoon of seven colors.

You leave on a small boat to discover the lagoon. You will discover 3 cenotes, the island of the birds, as well as the channel which was used by the pirates during their repeated assaults to plunder Bacalar. You will be able to swim throughout the day.

End of the day free at the edge of the lagoon.

NB: Don’t forget your bathing suit, sun cream, a hat or cap and a towel.

Accommodation: Hotel Bacalari.

DAY 14 | 13 December: Bacalar – Tulum

After breakfast, head north and visit the archeological site of Tulum. This World Heritage Site sits on a cliff edge facing the Caribbean sea and witnessed the arrival of the first colonists. In 1518, the Spanish conquistador Juan de Grijalva set foot on the beach, under the stunned eye of Batab (Mayan governor of the time). Visit this ancient harbor (and the only one known) built in 1200 and which disappeared at the end of the sixteenth century.

Spend your afternoon at leisure in the gorgeous beach town of Tulum.

Accommodation: Hotel Ana y José.



Ik Kil Cenote





DAY 15 | 14 December: Tulum

Spend the day in the Magic Town of Tulum, either shopping in the small boutiques, strolling up the central street, relaxing on the white sand, swimming in the crystal clear blue, Caribbean waters or sampling some local seafood. Don't forget to visit the archaeological site to the north of the main beach. This World Heritage Site sits on a cliff edge facing the Caribbean sea and witnessed the arrival of the first colonists. In 1518, the Spanish conquistador Juan de Grijalva set foot on the beach, under the stunned eye of Batab (Mayan governor of the time). Visit this ancient harbor (and the only one known) built in 1200 and which disappeared at the end of the sixteenth century.

Accommodation: Hotel Ana y José.

DAY 16 | 15 December: Tulum – Cancún

Hasta Luego Mexico! Depart from the hotel in private transportation to Cancun Airport and arrive at the terminal at least 3 hours before your flight is due to take-off.

Note: If you would like to extend your trip a bit longer, once our photography tour ends you can stay a few extra days relaxing in Tulum or the beaches of Cancun. Just let me know, our travel agent can organise this for you.

PHOTOGRAPHY EXPERIENCE

“My strongest motivation is to create. I want to create beautiful images of natural subjects that can inspire others and the joy comes from sharing those incredible moments.”

Ignacio Palacios



Central to this unforgettable tour is YOU. Through Ignacio's guidance, you'll not only learn the secrets of the masters, but you'll take your photography skills to the next level and leave your Central American Adventure with a collection of powerful, moving photographs you'll share with pride:

Some of the photography skills you'll learn throughout the tour include:

- The art of composition
- Post-processing techniques tips and tricks
- How to work with light
- Optimising your equipment and filters
- Pre-visualisation and the creative process
- The unique techniques of landscape photography, wildlife photography, portrait photography, while also touching on aerial, black and white, and night photography
- Ignacio will also be there to offer one-on-one guidance on other specific skills you'd personally like to master.

Photography and camera skills

All skill levels are welcome. Whether you're a beginner or expert, the tour is designed to cover all aspects of image capture and processing as it applies to where you are on your photography journey. As for equipment, we can help you optimise any equipment you chose to use; from mobile phone to tablets, compact camera to digital SLR cameras. The best way to learn the art of photography is by taking photos. So, Ignacio will be by your side in the field sharing his unique insight, expertise, and guidance as you shoot. Ensuring you don't just leave the tour with incredible photographs, but with skills that will transform the way you pursue your photography passion.

The creative process

Throughout the tour, you'll also have the opportunity to process and enhance your images using Lightroom, Photoshop, Capture One, and other editing software. Learning first-hand how to create photographs that tell a story, evoke emotion and ultimately help you find your unique style and personality as an artist.

Critique session

Should you dream of entering competitions, or simply wish to push yourself as a photographer, critique sessions are an invaluable part of the learning process. Ignacio will offer one-on-one critique sessions during the tour. Providing constructive evaluation and feedback supported by recommendations and tips through the eyes of a professional. While having your work critiqued can feel overwhelming at first, this is one of the most powerful ways to improve your skills as a photographer.

Physical considerations

While you'll be experiencing Central America in style there will be times when the group needs to embark on a walk/hike to visit and photograph the best locations. As part of the pre-tour planning, we ask you to share any existing health conditions with us so we may plan for your comfort and safety.



Dancing in traditional Mexican dresses


ACCOMMODATION




Hotel Zocalo Central




La Purificadora



Hotel Casa Lucia



Hotel Bacalari



Grana B&B Oaxaca



Hotel Posada San Juan



Hotel Castelmar



Hotel Ana y Jose



IGNACIO PALACIOS

When it comes to photography and travel, few can rival Ignacio Palacios' experience, skill, and passion. A third-generation photographer, Ignacio has been honoured with over

100 prestigious photography prizes and awards from around the world and has travelled to over 100 countries in his 25 years career. It's little wonder he's developed a reputation as a leading photographer in the fields of travel, landscape, and nature photography.

Born in Spain, Ignacio now calls Sydney, Australia home – though his unmistakable Spanish spirit continues to influence his work and define his signature style.

Combining his love of travel and photography has proved a powerful combination, and today Ignacio leads some of the world's best photography tours to incredible destinations around the world. As an AIPP double Master of Photography, Ignacio shares his insight, experience, and technique with his clients to help them find their own success and joy on their photographic journey.

"I hope that through my images and my tours, I can open people's eyes to the incredible world we live in. I want to give my guests both travel and photographic experience. We are privileged to have such a beautiful planet and it's our responsibility to respect, cherish and protect it."

Ignacio's distinct, award-winning style can be defined by his mastery of composition, colour, and light. With his minimalistic style and unique ability to connect with his audience through storytelling through his images, Ignacio invites his audience to experience the subject not as how he captured it, but how he experienced it, evoking an emotional connection between the viewer, subject and artist.

Photography and travel will always be Ignacio's passion, and he is dedicated to helping others ignite their passion too.

www.iptravelphotography.com.au



"I believe that photography can be way of change and I feel an obligation and responsibility to share what I have captured and created with my camera in the hope that I can not only inspire people to take better images but to care for the environment."

Ignacio Palacios



Mexico City's downtown at sunset

CHECKLIST



“The colonial cities that we will visit on this tour, boast picturesque cobblestone streets, colorful facades, and vibrant street life, perfect for street photography.”

Note: A much more detailed list of equipment and what to bring to the trip will be provided to all participants closer to the time of departure.

Camera equipment

- 2 x DSLR or 2 x Mirrorless full frame cameras recommended (check your baggage allowance with your airline/travel agent)
- Tripod with quick release plate
- Standard zoom, wide angle and telephoto lenses
- Battery and chargers
- Shutter cable release
- Polarising filter and ND filters
- Laptop computer with Photoshop and Lightroom and/or Capture One
- External backup drives and memory cards for storage.

We recommend to shrink-wrap your baggage at your departure airport. Ensure your telephoto lenses are packed in protective packs designed for such lenses. We also recommend that you pack your camera equipment as your hand luggage as much as possible so that if the checked-in baggage is lost or delayed at least you can start photographing as soon as you arrive.


Note: Please contact me if you want to discuss equipment for this trip.

What to bring, clothing and other

- Passport (check expiry date)
- Visa (if required)
- Plane tickets (or print of e-ticket) – check weight requirements
- Details of travel insurance and health insurance policy
- Credit Cards and copy of your credit cards in case of loss
- Photocopy of your passport kept those in various locations for safety
- Photocopy of your Covid-19 vaccination certificates – kept those in various locations for safety
- Cash for tips/souvenirs/snacks ~ USD500
- Hiking boots (well-worn in)
- Water bottle
- Sunglasses
- Hat
- Sunscreen, insect repellent
- Comfortable trousers
- Raincoat and waterproof jacket
- Wind jacket and jumper
- Head torch
- Alarm clock
- Personal toiletries
- Bath soap, shampoo, conditioner
- Lip balm and skin lotions
- Prescription medications in their original containers in your carry-on bag
- Earplugs
- Books/eBook for relax time

IP Travel Photography reserves the right to cancel this workshop. In the event of this happening, all payments received will be refunded but participants shall have no further claim against IP Travel Photography arising from such cancellation. Any such refund will not include payments for any bookings for other services made in addition to the itinerary outlined above. The responsibility for such bookings lies with the participant. As such, IP Travel Photography recommends participants to purchase a travel protection insurance prior to paying the first deposit.

To reserve your place for 2025 or to make an enquiry, please email ignacio@iptravelphotography.com.au



Path to Izamal Monastery

TERMS AND CONDITIONS



WORKSHOP DATES AND PRICES

Tour dates: **30 November – 15 December 2025**

The tour commences in **Mexico City** and ends in **Cancun**

Cost is **US\$14,840** per person, twin share;

Optional single room supplement **US\$1,990**

Maximum **8** participants

A deposit of **US\$2,000** is required when you book the workshop

Terms of payment

- A deposit of US\$2,000 must be paid to secure your place. The deposit is non-refundable unless you can sell your place to someone else. You will get refunded if the tour did not go ahead
- The Registration Form must be filled in and signed by each participant at the time of paying the first deposit. Participation will be declined otherwise
- The remaining balance must be paid on or before **31 August 2024**
- Bookings will be accepted strictly in the order they are received
- Important: the workshop requires a minimum of 4 participants to run so please don't book your flights until this has been confirmed.

What's included

- 16 days (15 nights) in Mexico with all land content
- All meals (breakfast, lunch and dinners)
- Transfers from/to the airports airport to/from Hotel
- Transportation and accommodation in Mexico during the official period of the workshop
- All photographic tuition and workshop materials for duration of the tour.

What's not included

- Airfares from Australia/US and other international destinations
- Travel insurance with emergency evacuation is **mandatory** as a condition of booking
- Optional personal activities
- Mexican Visas
- Camera/Equipment Insurance
- Tips to the local guides along the way
- Any other personal expenses.

Cancellation Policy

A written notice of any cancellation must be received by you at which time the following cancellation fees will apply:

- If the workshop is cancelled before 1 of September 2025 a fee equal to 60% of the workshop cost will be payable
- If the workshop is cancelled after 1 September 2025 and before departure, a fee equal to 100% of the workshop cost will be payable
- Failure to pay by the due dates will be considered a cancellation of the booking and fees paid will be non-refundable
- Bookings made after 1 September 2025 must be paid in full.

Camera gear

There is really no limit to what camera gear you take but we always recommend to travel light! Check with your airline about weight restrictions. Whatever level of camera equipment you have, we will help to ensure you get the most out of it.

Fitness and health considerations

This workshop has been planned within the ability of average people in good health conditions.

Participants will be required to walk on uneven terrain or tracks and hiking. A basic level of walking fitness will help, but this tour is not a hiking tour or a trekking tour so nothing extreme will be required. If you have concerns about your own capabilities or health please check with your doctor before booking a place.

By signing the Registration Form, you guarantee that to the best of your knowledge, you do not have any physical or other disability that could create a risk for you or other tour participants. Once a booking has been accepted by IP Travel Photography, medical circumstances will not be accepted as an exemption to the Cancellation Policy above.

Within the Registration Form, please indicate any health issues, allergies or dietary requirements. IP Travel Photography does not assume any responsibility or liability for medical care or special dietary requirements.

If a participant becomes ill during the workshop, IP Travel Photography reserves the right to continue the tour for the benefit of the rest of the participants. IP Travel Photography will make every effort to assist you whilst trying to minimize disruption of the workshop for other participants.

Visas

An Australian passport, valid for at least six months beyond the expected date of entry is required for travel to Mexico.

For further information please contact your nearest Mexican Embassy or Consulate prior to arrival.

Rights

IP Travel Photography reserves the right to:

- Substitute hotels/accommodation
- Make changes in the itinerary or transport if required due to changes in airline schedules, or when necessary. We may be forced to change or alter the itinerary due to unforeseen circumstances; please be aware, however, that we will attempt to stick as close to the original program as possible
- Cancel the workshop prior to departure, in which case a full refund of all payments received will be given. If such an event occurred, IP Travel Photography will not be responsible for any other expenses such as non-refundable air fares, visa fees and other related expenses. The responsibility for such bookings lies with the participant. As such, IP Travel Photography recommends participants to purchase a travel protection and cancellation insurance prior to paying the first deposit
- Substitute the tour leader and guest photographer as originally specified, in which

case this substitution will not entitle the participant to a refund

- Run the photography workshop without the guest photographer if the group size is less than 6 participants. This will not entitle the participant to a refund
- Accept or refuse any person as a participant in the workshop
- Change the price of the workshop at any time due to adverse currency exchange fluctuations, airline schedule changes, fuel and tax price charges.
- Change the price of the workshop at any time due to major unforeseen increases in expedition related costs and may have to be adjusted as a result.

Liability

The operation of the workshop is at the sole discretion of Ignacio Palacios, having in mind the wellbeing and interests of all participants and the safe and sensible operation of the program as specified within this itinerary.

IP Travel Photography does not accept any liability for the acts, omissions or default, whether negligent or otherwise of third party providers.

IP Travel Photography disclaims liability for any injury, damage, loss, delay, additional expense or trouble caused by force majeure or any other event which is not preventable by reasonable diligence on IP Travel Photography's part.

IP Travel Photography

IP Travel Photography is an ASIC business name with Australian Business Number 16578586693 and registered in Australia under the Business Names Registration Act 2011. IP Travel Photography (Ignacio Palacios) will guide and provide photography tuition to all participants during the tour. IP Travel Photography is not a travel agent or travel service provider.







**TO RESERVE YOUR PLACE FOR 2025
OR TO MAKE AN ENQUIRY, PLEASE EMAIL
IGNACIO@IPTRAVELPHOTOGRAPHY.COM.AU**



IGNACIO PALACIOS
TRAVEL PHOTOGRAPHY

©2024 IP Travel Photography
www.iptravelphotography.com.au